



### Feedback analysis from Student Satisfaction Survey and suggested corrective action plan



S.No	Key areas of strength identified from feedback	Areas for improvement identified from feedback	Suggested corrective action plan
1	Positive Learning atmosphere	Need frequent tests	Unit test may be incorporated in monthly teaching schedule as that of internal assessments and send-up exam in academic calendar
2.	Approachable and knowledgeable faculty members	Improve clinical teaching	Routine case presentations may be done by students during clinical postings for active learning (eg. Minimum 3 cases/ student/ posting monitored by faculty)
3.	Teaching methods and quality of teaching	Needs strengthening of mentor-mentee system	Mentors may be designated from the same year subjects to facilitate the approachability by the students
4.	Lab facilities are good	Needs more Small group teaching	Faculty student ratio may be improved in each department to facilitate small group teaching
5.	Evaluation is fair	Needs more Interactive teaching	Faculty development program may be conducted to train faculty on newer interactive teaching methods like flipped classes/ problem based/ case-based learning
6.	Overall a very good institution	Training on Learning skills/ guidance for writing examinations	Common sessions for students may be conducted by respective education units to train students on effective learning skills and writing skills
7.		Self-study hours in college time	Could be provided at department level and the same may be reflected in the teaching schedule
8.		White/ Black board teaching	Faculty may be advised to use non-projection aids in addition to power points
9.		Peripheral posting in other institutions/hospitals	Students' experience may be enhanced by incorporating peripheral posting schedule in internship as electives. Memorandum of Understanding (MOU) may be made with specific centers for peripheral posting.
10.		Variety of learning	Links for Web based video, audio

Dr. I. C. ...  
 Sri Balaji Vidyapeeth University  
 Internal Quality Assurance Cell



		resources	resources and documents can be shared with students for specific topics in each class in addition to the prescribed textbooks
--	--	-----------	---

Comments related to Infrastructure identified from Students feedback

S.No	Medical	Dental	Nursing
1	Inadequate maintenance of students desks and chairs	Inadequate lecture halls	Inadequate maintenance of student sitting chairs
2.	24 hrs food facility within campus	Projectors not working in lecture halls	Poor ventilation in classrooms
3.	Extension of library hours	No audio system (mike facilities) in lecture halls. Faculty not audible	Improve classroom facilities
4.	Lack of air-conditioner in lecture halls	No air-conditioner in lecture halls.	Inadequate transport facilities
5.	Provision for general purchase stores within the campus	No drinking water facility in annexe block	Inadequate clean drinking water facility
6.	Hospital facilities to be improved	Lack of proper lunch hall	Lack of proper dining hall
7.	Hostel facilities to be improved	Inadequate materials and maintenance of dental chair and equipments	Lack of access to internet and e-library resources
8.		Attendance percentage be made readily available in GARUDA and notification be sent early in case of attendance deficiency	

Analysed & Submitted by IQAC for further action.

*Ush*

Dr. CAROUNANIDY USHA  
Sri Balaji Vidyapeeth Deemed to be University  
Pillayarkuppam, Puducherry - 605 402.  
INDIA



**DATA TEMPLATE FOR FEEDBACK RESPONSE**



- Feedback obtained on Student Satisfaction Survey
- Feedback provided by Students
- Feedback obtained from Date

Sr. No.	Feedback questions <i>(Please enter the questions from the feedback form)</i>	Number of responses				
		90 to 100%	75 to 89%	55 to 74%	30 to 54%	Below 30%
1.	How much of the curricula and syllabi are covered in the Discipline in which you are studying?	490	554	206	26	14
2.	What percentage of teachers is effectively communicating domain knowledge using IT skills and Soft Skills in the Teaching Learning Process?	411	602	193	50	31
3.	Do the teachers build-up the expected curricular competencies, programme outcomes and course outcomes in you?	405	616	195	48	22
4.	To what extent clinical and practical facilities related to your discipline have been made available to you?	403	559	176	67	24
5.	What extent of training are you provided with, in the skill and simulation labs, clinical ward rounds / rotations and lab exercises related to your discipline?	411	519	212	45	41
6.	What percentage of teachers use ICT-enabled methods like multimedia, web-based learning and national e-resources while teaching?	354	482	232	97	63
Sr. No.	Feedback questions <i>(Please enter the questions from the feedback form)</i>	Number of responses				
		Every time	Usually	Occasionally	Rarely	I don't have a mentor
7.	Does your mentor follow up necessarily on the tasks assigned to you?	342	432	265	198	49



**DATA TEMPLATE FOR FEEDBACK RESPONSE**



8.	Do your teachers enable you to identify your strengths and weaknesses and help you to develop your strengths and overcome your weaknesses by providing timely counseling and care?	338	377	260	111	60
<b>Sr. No.</b>	<b>Feedback questions</b> <i>(Please enter the questions from the feedback form)</i>	<b>Number of responses</b>				
		<b>All of the above</b>	<b>Three of the above</b>	<b>Two of the above</b>	<b>One of the above</b>	<b>None of the above</b>
9.	What is the extent of opportunities given to you for outdoor learning like internship, student exchanges, field visits and projects?	400	247	253	200	126
10.	Does the institution provide the opportunities for experiential learning, including problem-based learning, case-based learning, evidence-based learning, competency building, seminars, group discussions, to enhance knowledge and skills in your discipline?	528	258	224	122	49
11.	What are the mechanisms (issue of photocopy of answer sheet, re-totaling, re-evaluation and provision for grace marks) available in your institution for redressal of grievances with reference to examinations?	458	297	231	109	73
<b>Sr. No.</b>	<b>Feedback questions</b> <i>(Please enter the questions from the feedback form)</i>	<b>Number of responses</b>				
		<b>High Level</b>	<b>Appreciable Level</b>	<b>Satisfactory Level</b>	<b>Marginal Level</b>	<b>No opportunity given</b>
12.	What is the level of opportunities provided by your institution to develop employability and	253	419	329	128	52



**DATA TEMPLATE FOR FEEDBACK RESPONSE**



	entrepreneurship skills to prepare you for your career?					
13.	What is the level of value-added courses / training given by your institution in the area of professional ethics and values, community service, preventive health care and rural health care?	277	442	354	83	25
14.	What level of monitoring and evaluation is available in your institution for assessing the effectiveness and interactivity of the classroom proceedings/learning sessions?	276	449	338	105	13
15.	To what extent the institutional ambience and class room teaching has improved your creative thinking and analytical skills?	254	423	356	120	28
Sr. No.	Feedback questions (Please enter the questions from the feedback form)	Number of responses				
		Professors, Associate Professors, Assistant Professors and Others (Lecturers, Tutors, Demonstrators and Residents)	Associate Professors, Assistant Professors and Others	Assistant Professors and others	Others	None of the above
16.	What categories of teachers are involved in the theory and practical classes in your discipline?	1089	134	58	4	2
Sr. No.	Feedback questions (Please enter the questions from the feedback form)	Number of responses				
		Highly Beneficial	Beneficial	Satisfactory	Marginally	Not at all



**DATA TEMPLATE FOR FEEDBACK RESPONSE**



17.	To what extent is the mentoring process in your institution beneficial to you for cognitive, social and emotional growth?	201	490	338	118	84
Sr. No.	Feedback questions (Please enter the questions from the feedback form)	Number of responses				
		Regularly	Often	Sometimes	Rarely	Never
18.	How frequently your performance in academic assignments are discussed and reviewed with you by the teachers?	555	331	215	53	14
Sr. No.	Feedback questions (Please enter the questions from the feedback form)	Number of responses				
		Always Fair	More often Fair	Sometimes fair	Usually fair	Always fair
19.	What is your assessment about the fairness of the internal evaluation process adopted by the teachers?	403	455	250	36	24
Sr. No.	Feedback questions (Please enter the questions from the feedback form)	Number of responses				
		Within 15 days	16 Days to 30 Days	31 Days to 45 Days	46 to 60 Days	Beyond 60 Days
20.	What is the average time taken by the institution for declaration of examination results?	544	425	143	38	17
Sr. No.	Feedback questions (Please enter the questions from the feedback form)	Number of responses				
		Excellent	Very Good	Good	Average	Poor
21.	How do you rate the procedures involved in the pre examination, examination and post examination processes of the evaluation system adopted by your institution?	264	349	420	111	24
Sr. No.	Feedback questions (Please enter the questions from the feedback form)	Number of responses				
		5 Star	4 Star	3 Star	2 Star	1 Star
22.	If you were to award rating for your institution in terms of "stars" in relation to	304	452	306	57	27



'A' Grade NAAC 201

SRI BALAJI VIDYAPEETH

DEEMED-TO-BE UNIVERSITY  
U/S 3 of UGC Act

INTERNAL QUALITY ASSURANCE CELL

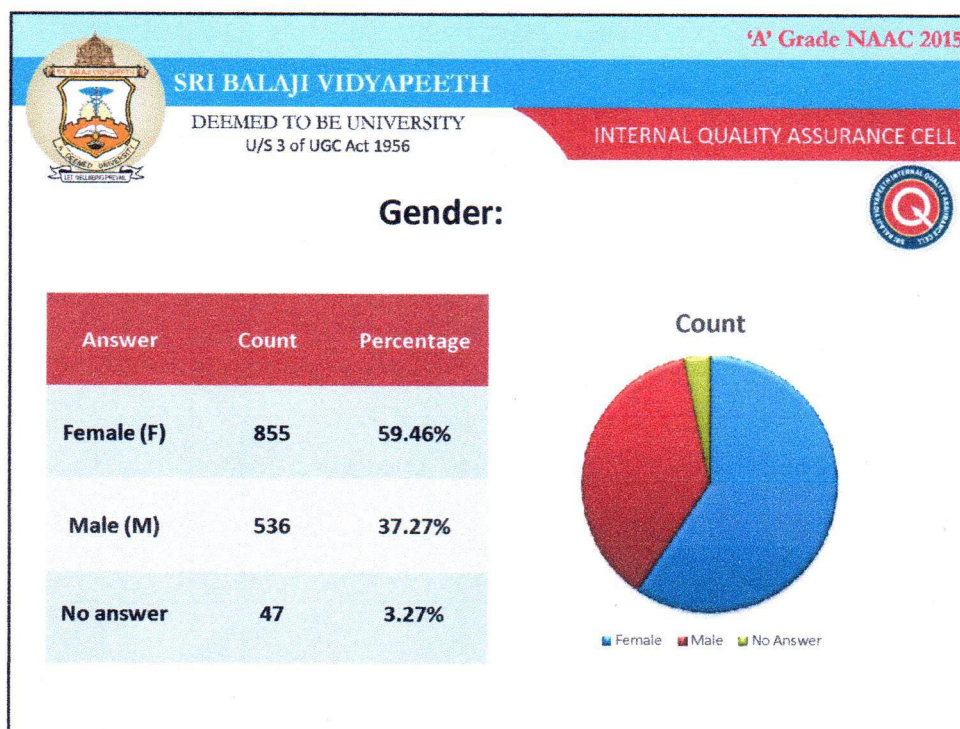
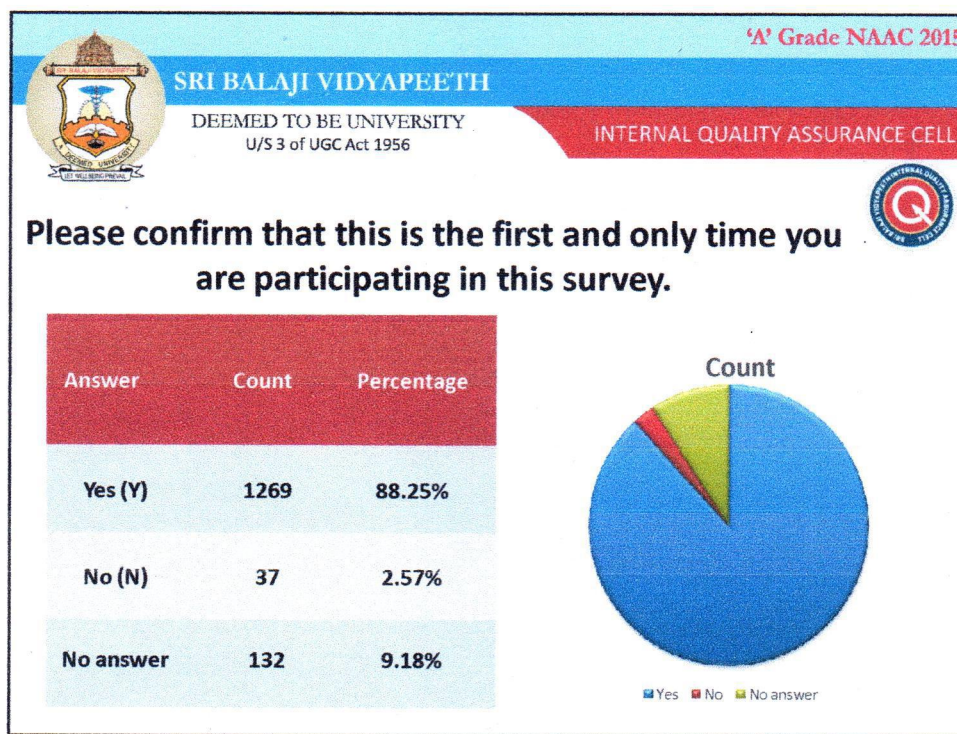
## DATA TEMPLATE FOR FEEDBACK RESPONSE



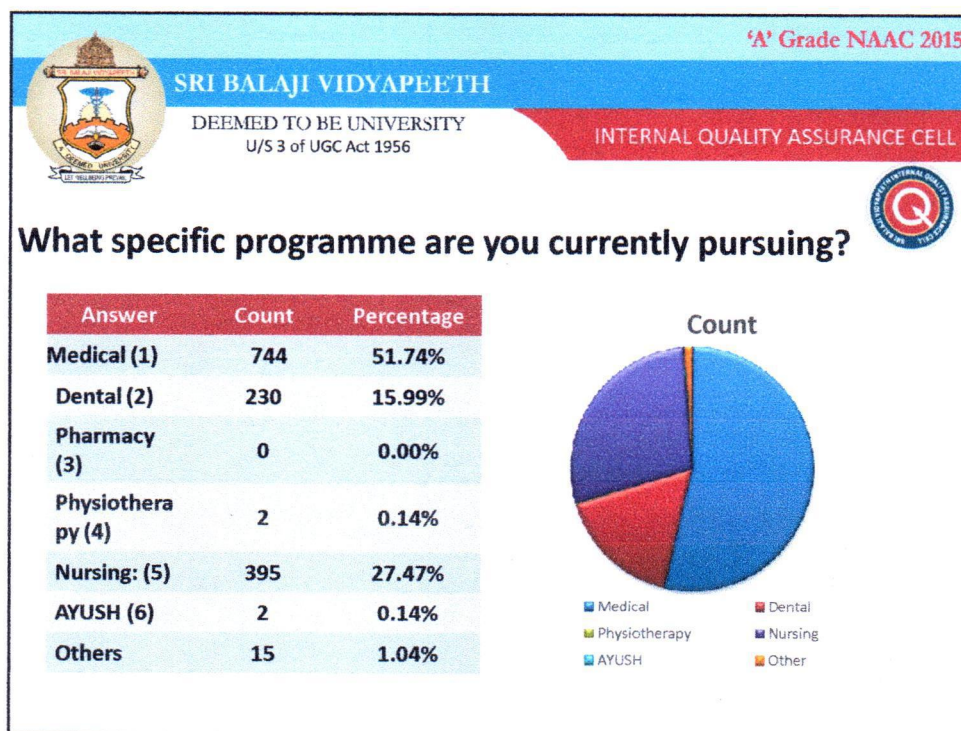
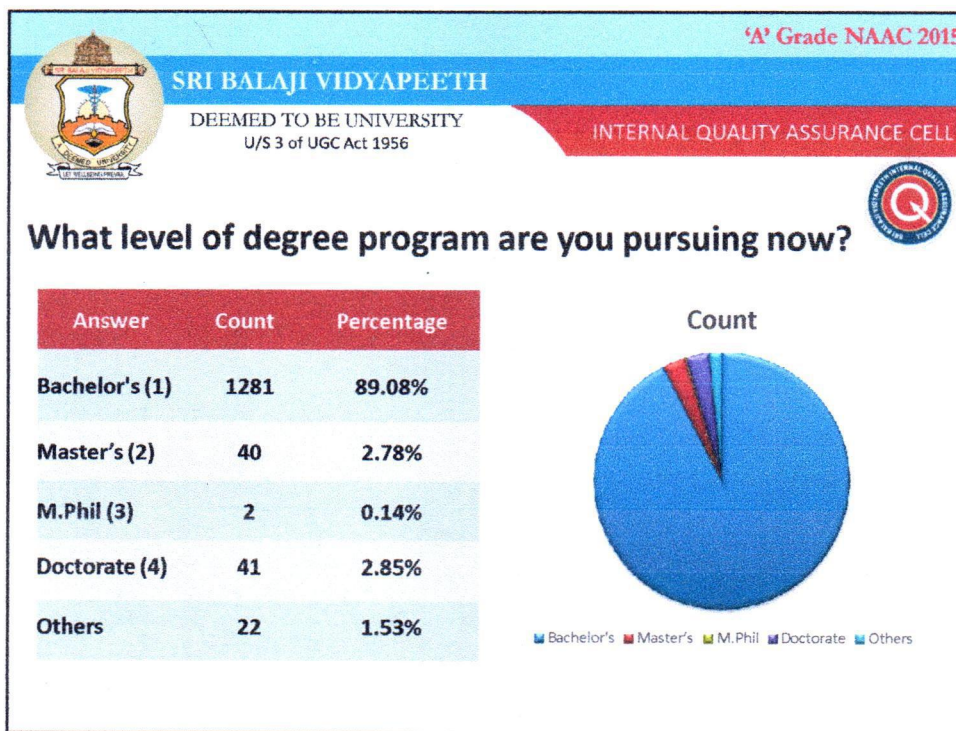
quality of teaching, learning and evaluation, what would be your rating?					
--	--	--	--	--	--

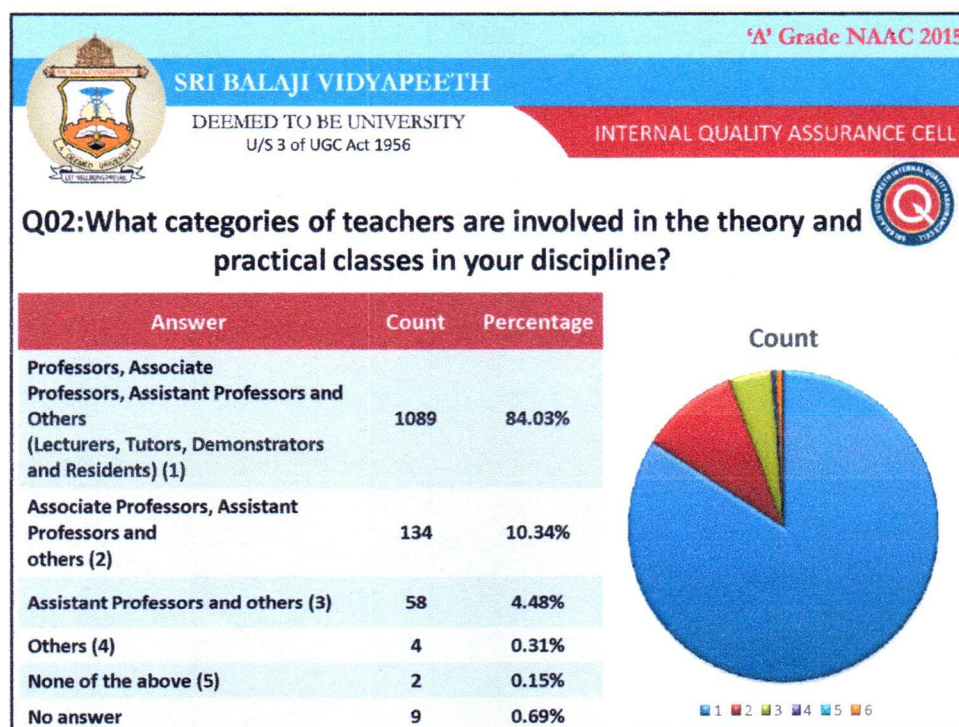
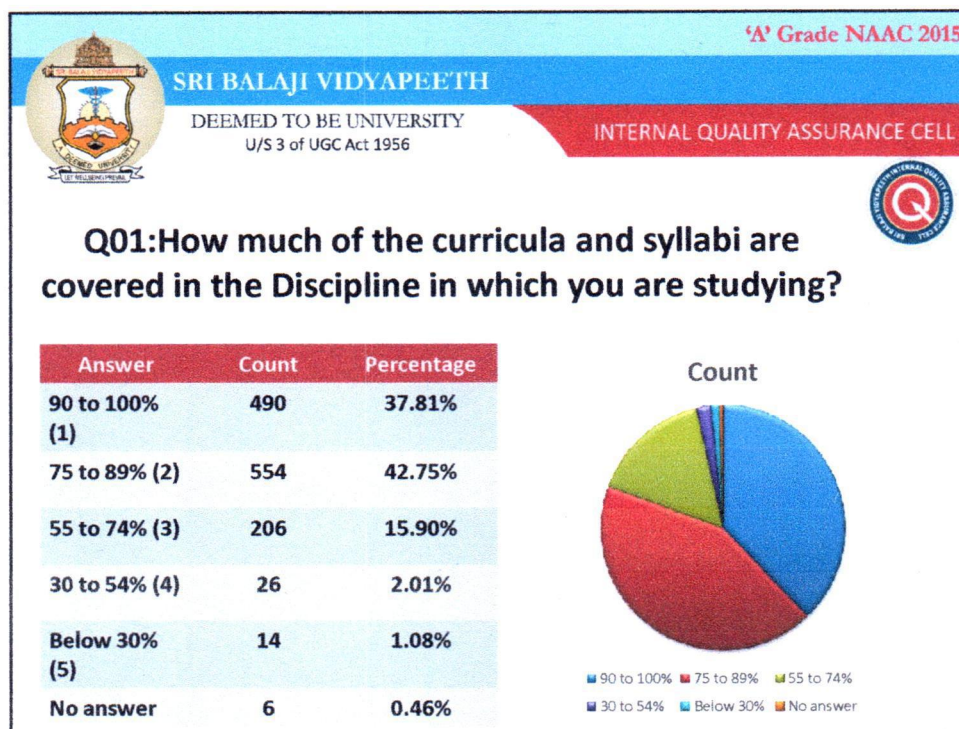
Compiled by:

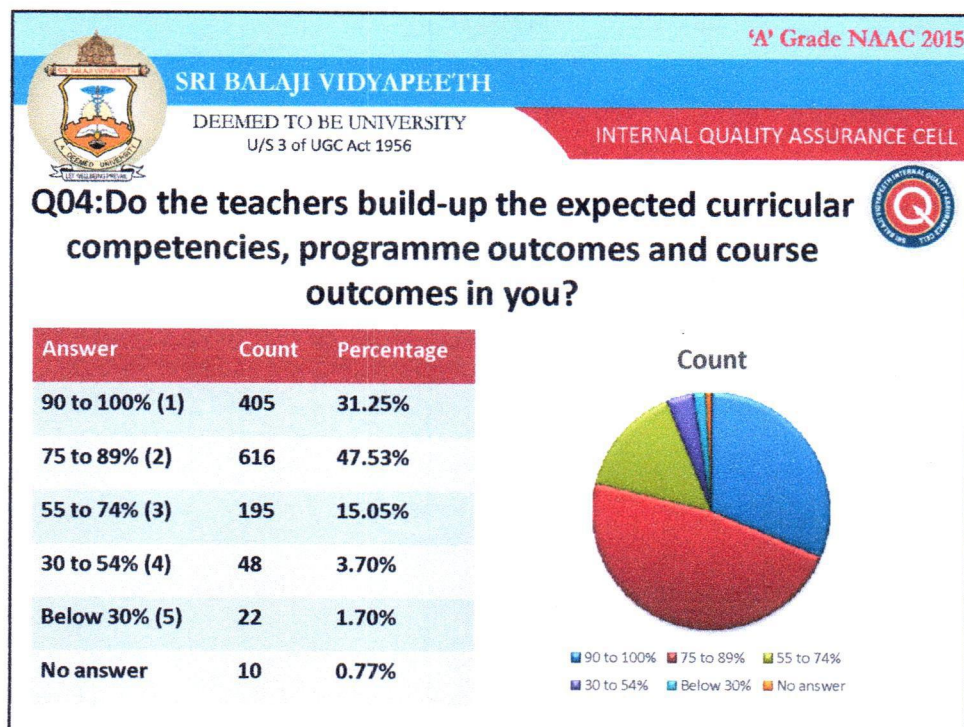
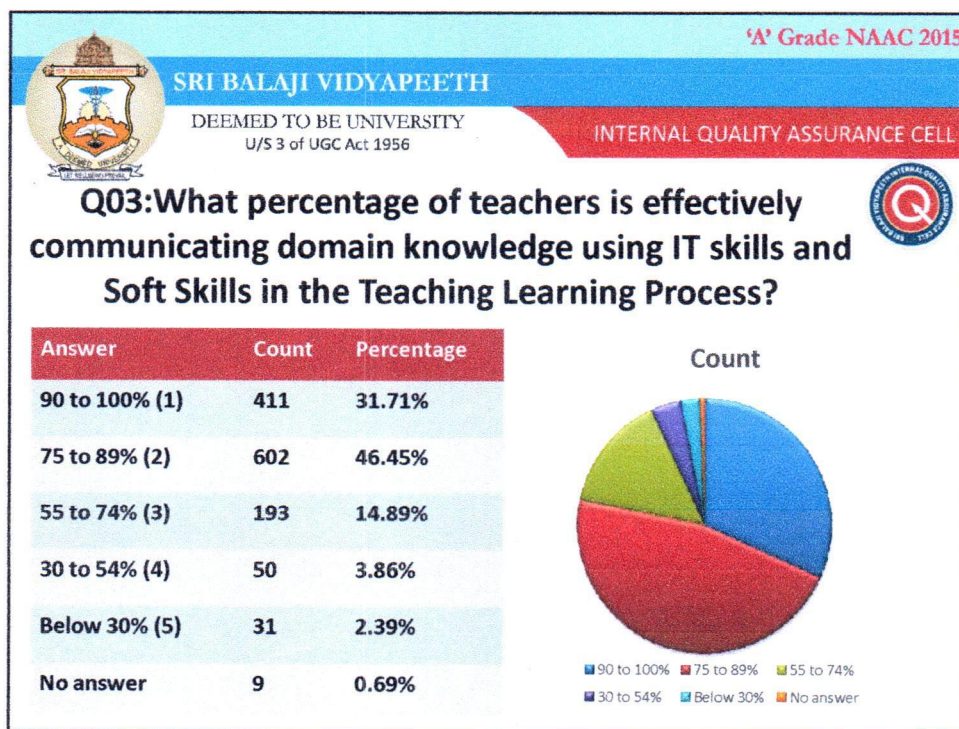
Dr. Carounanidy Usha

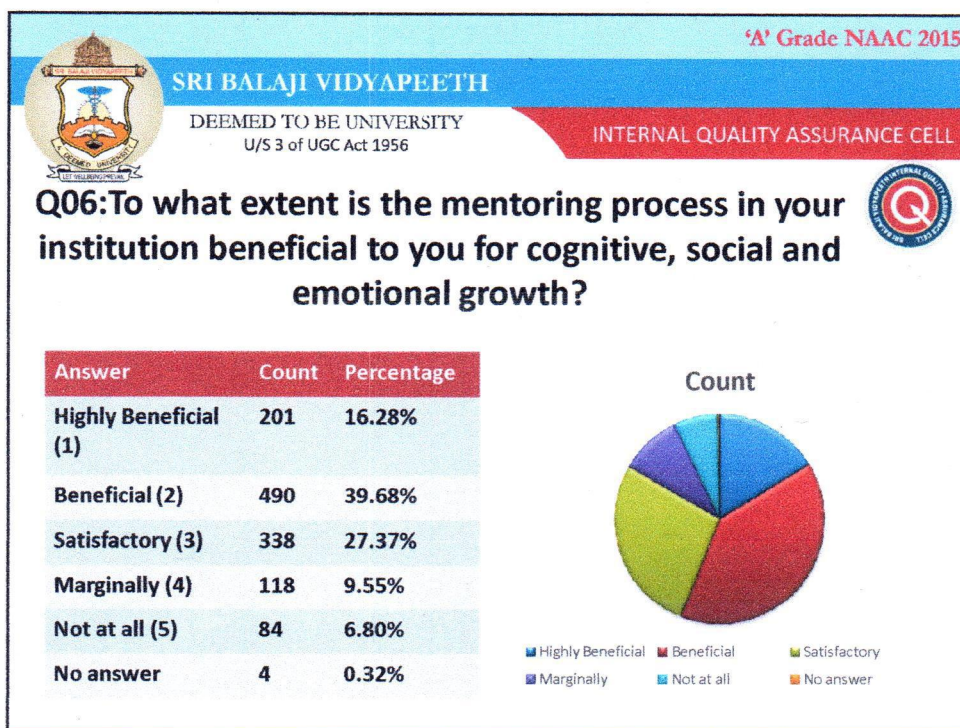
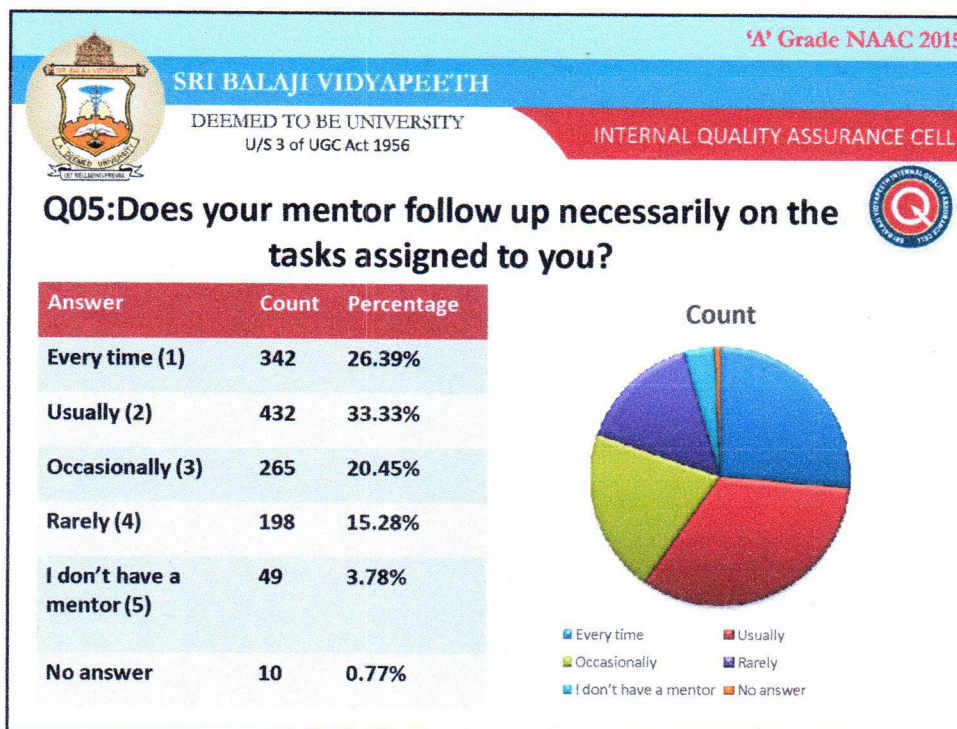


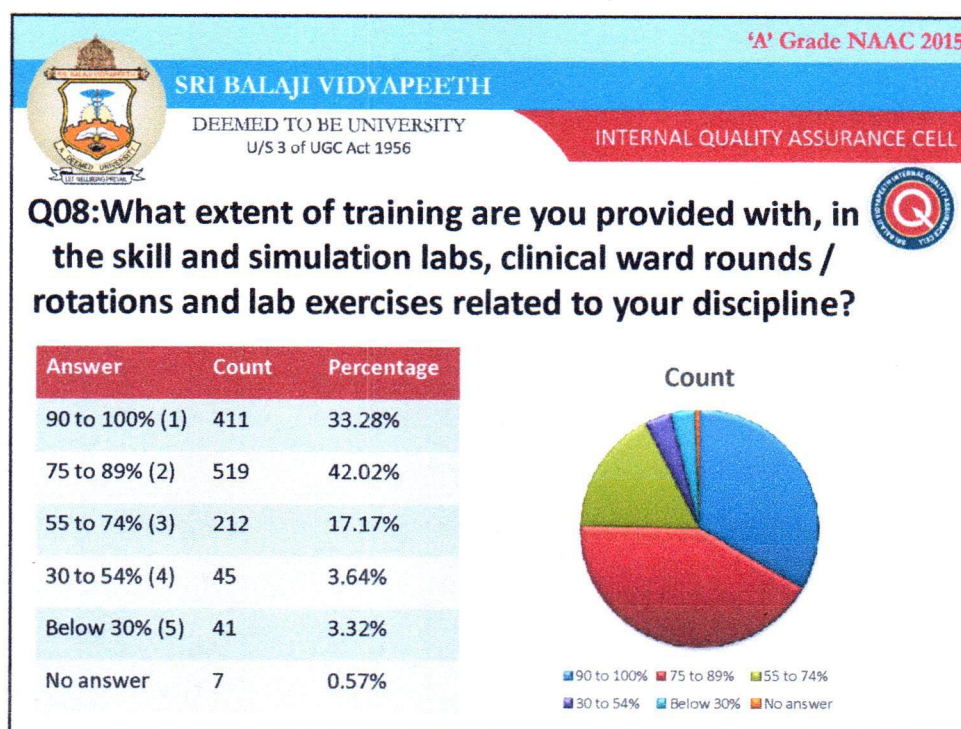
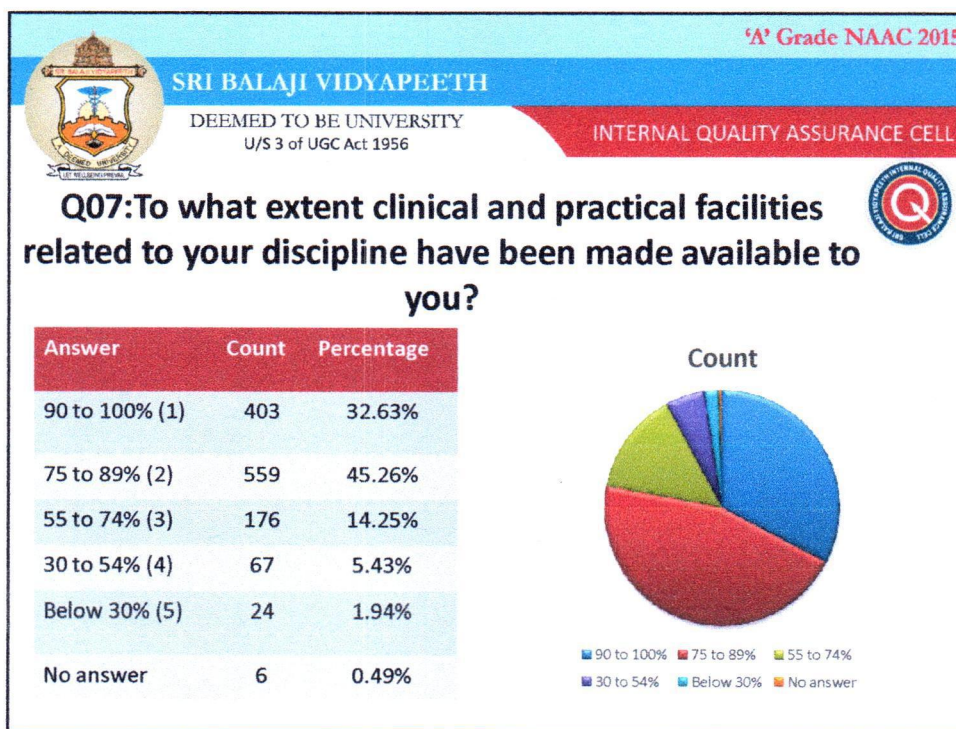


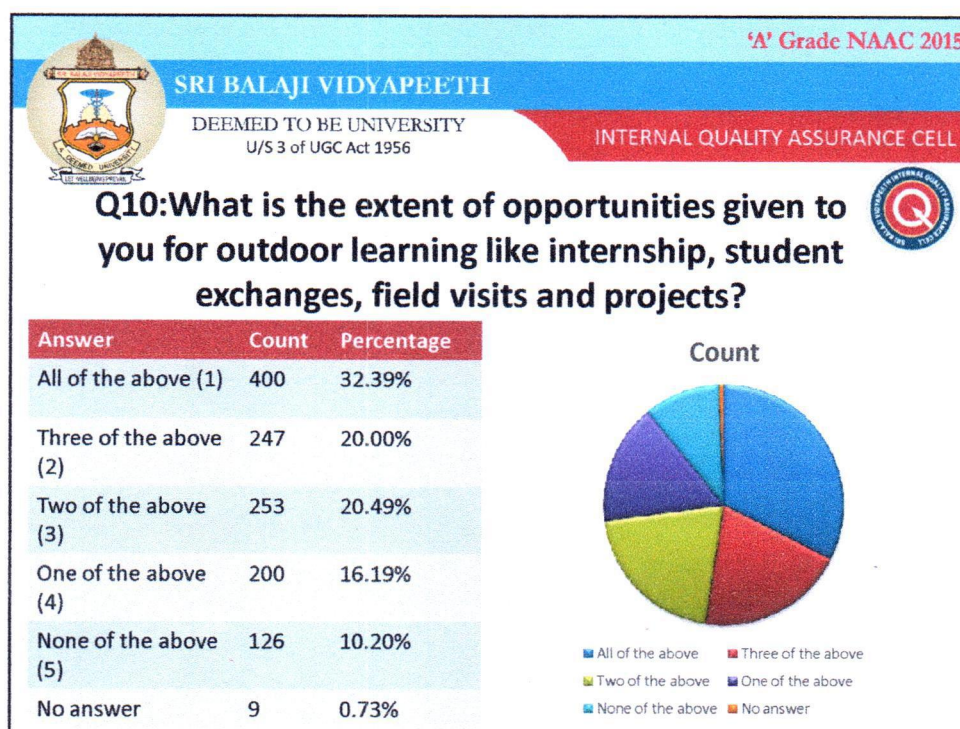
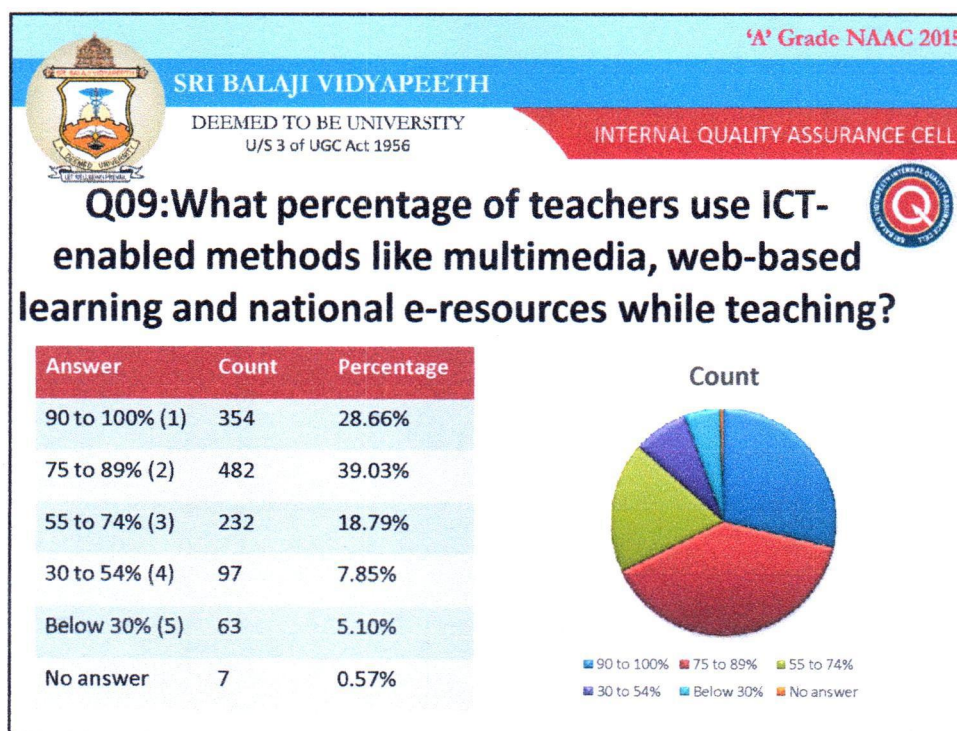


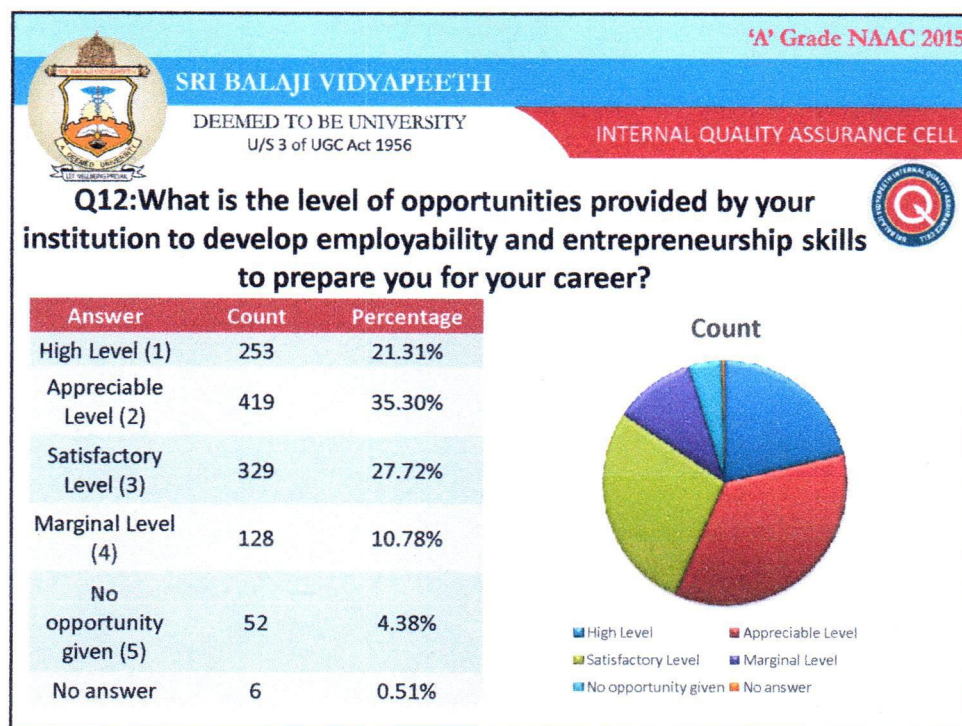
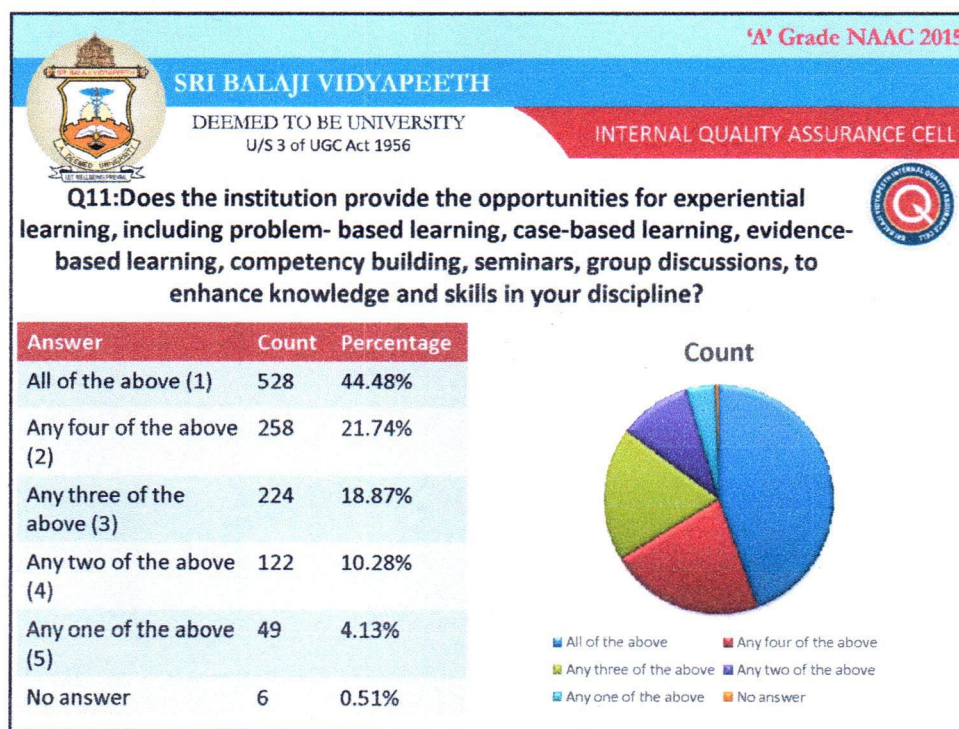


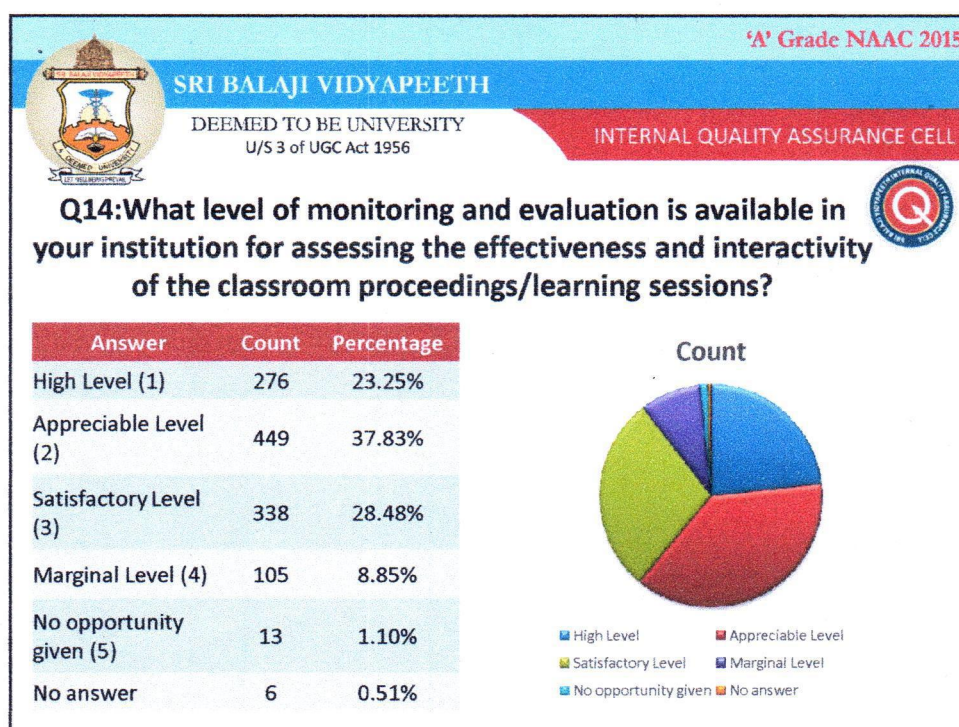
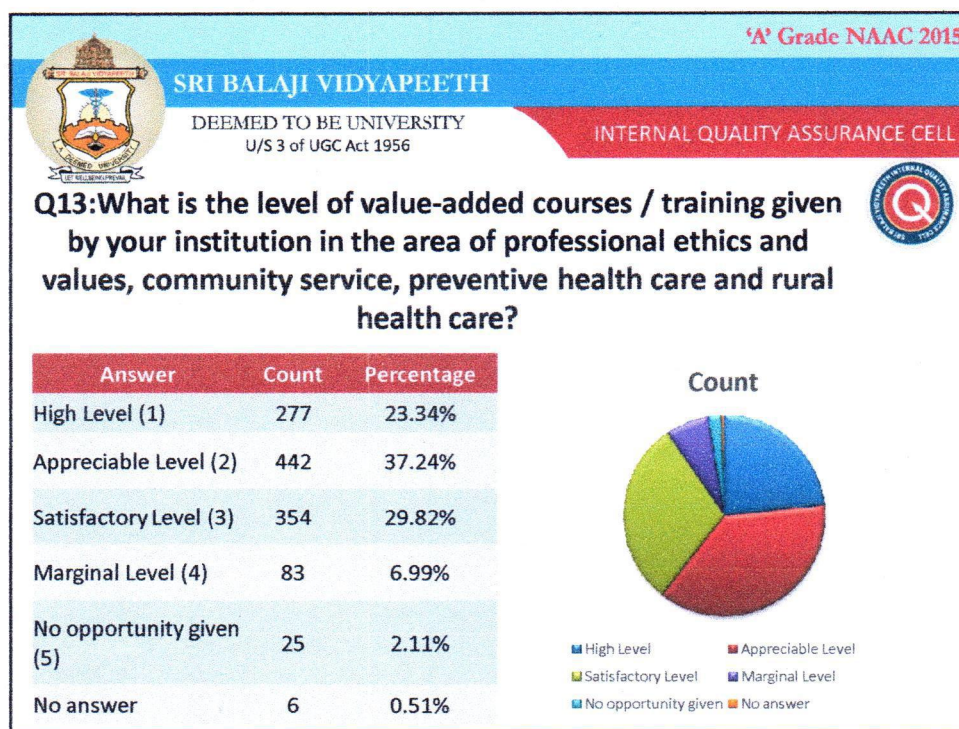




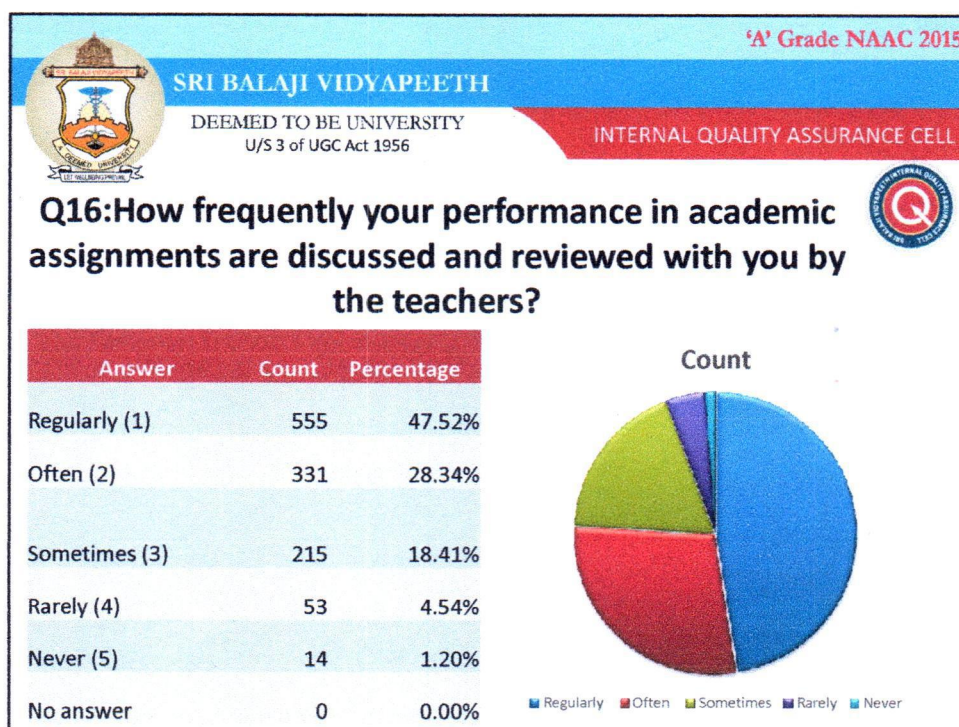
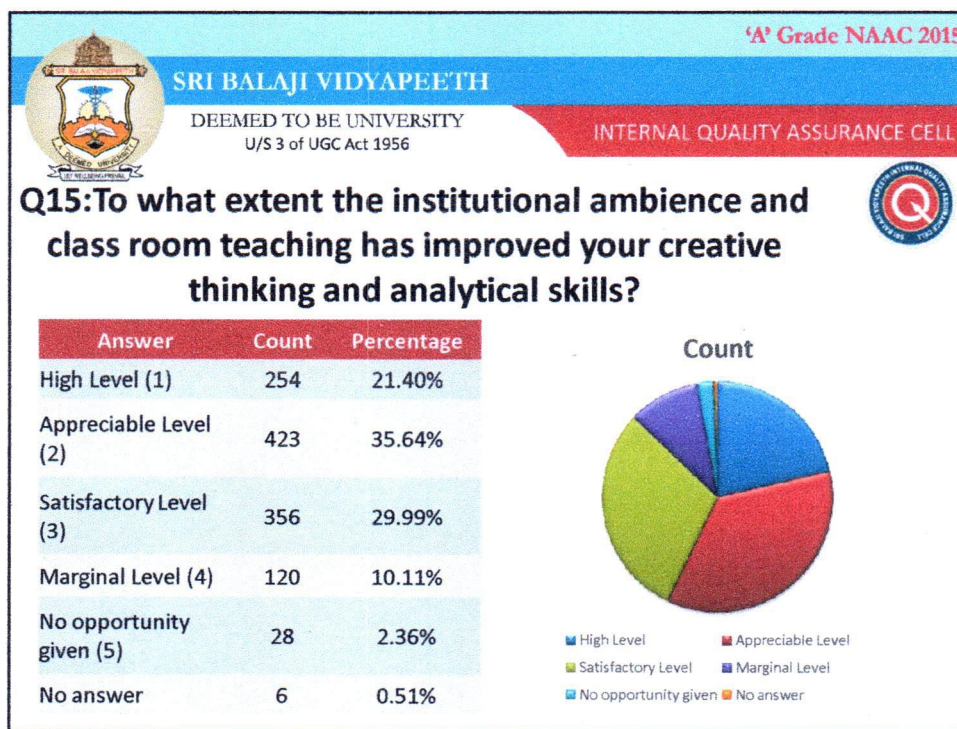


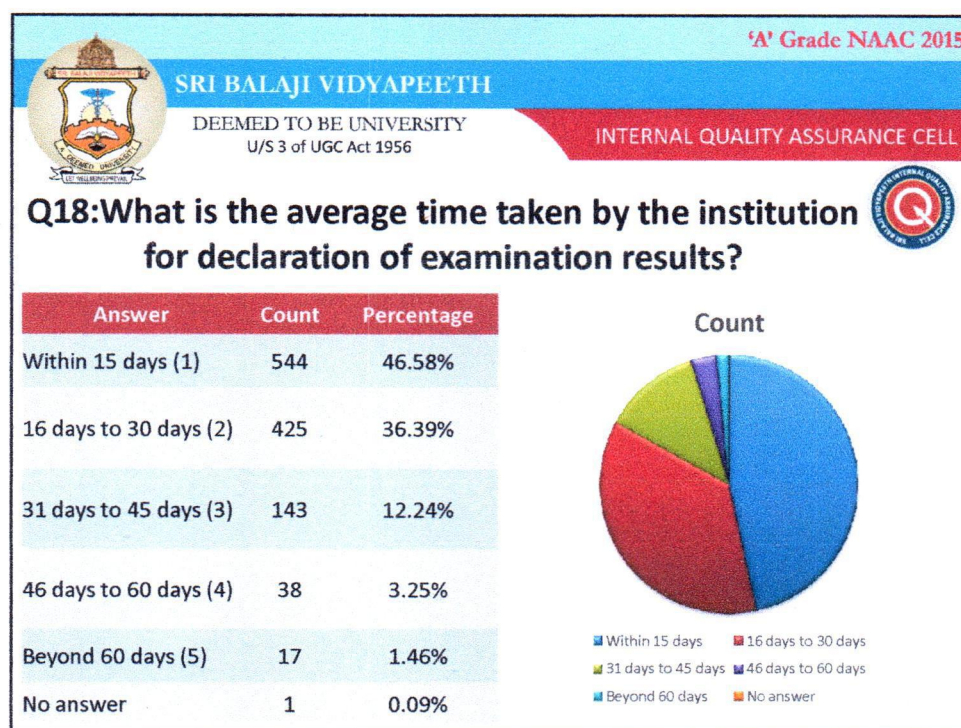
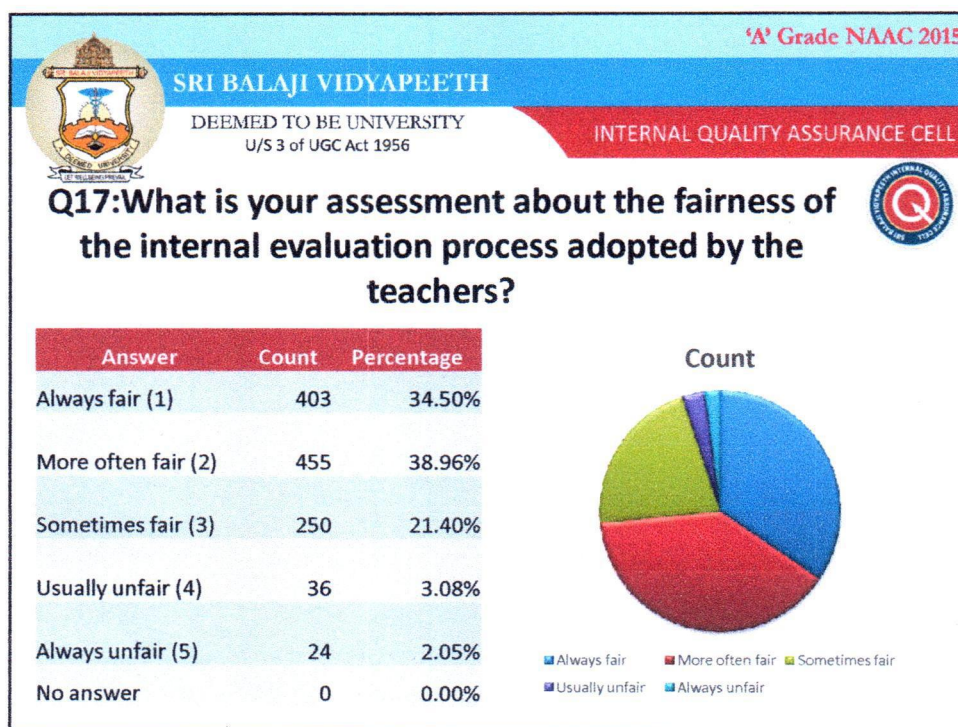


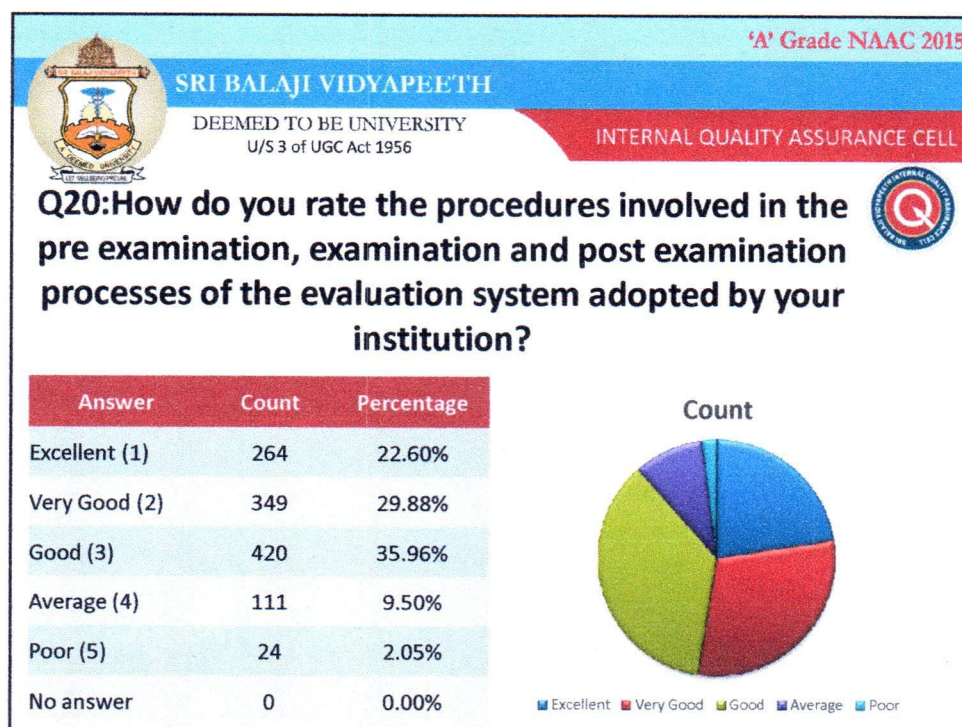
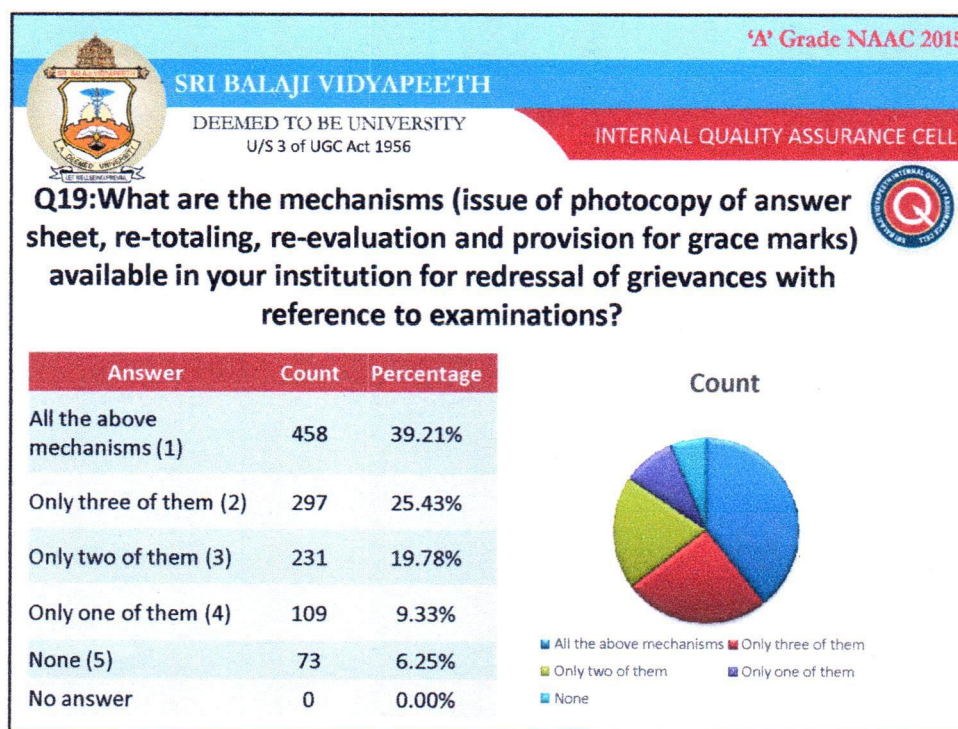


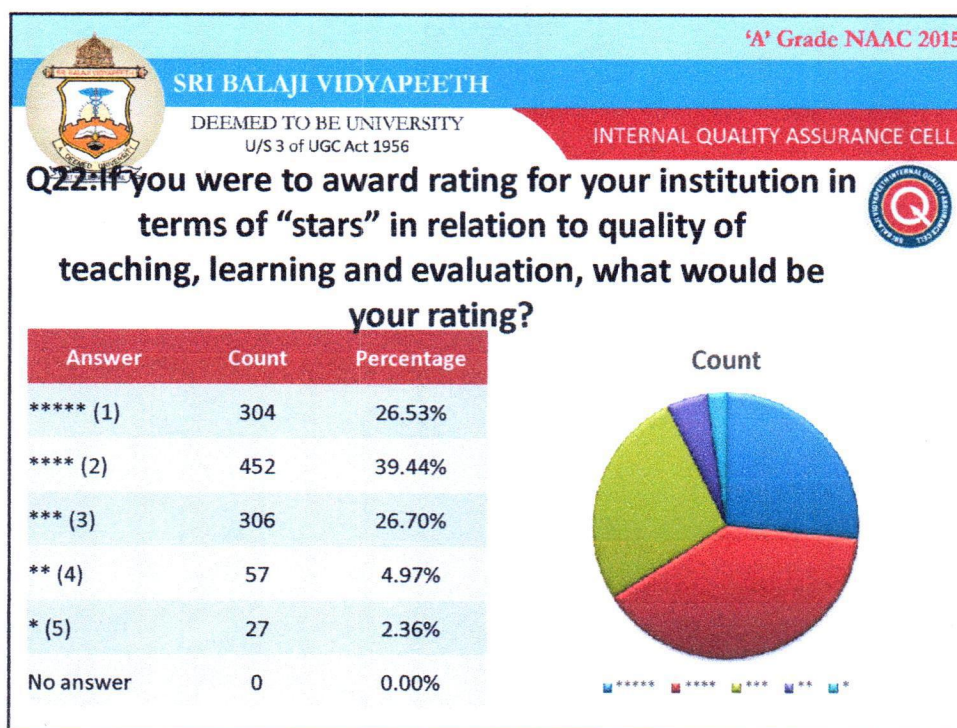
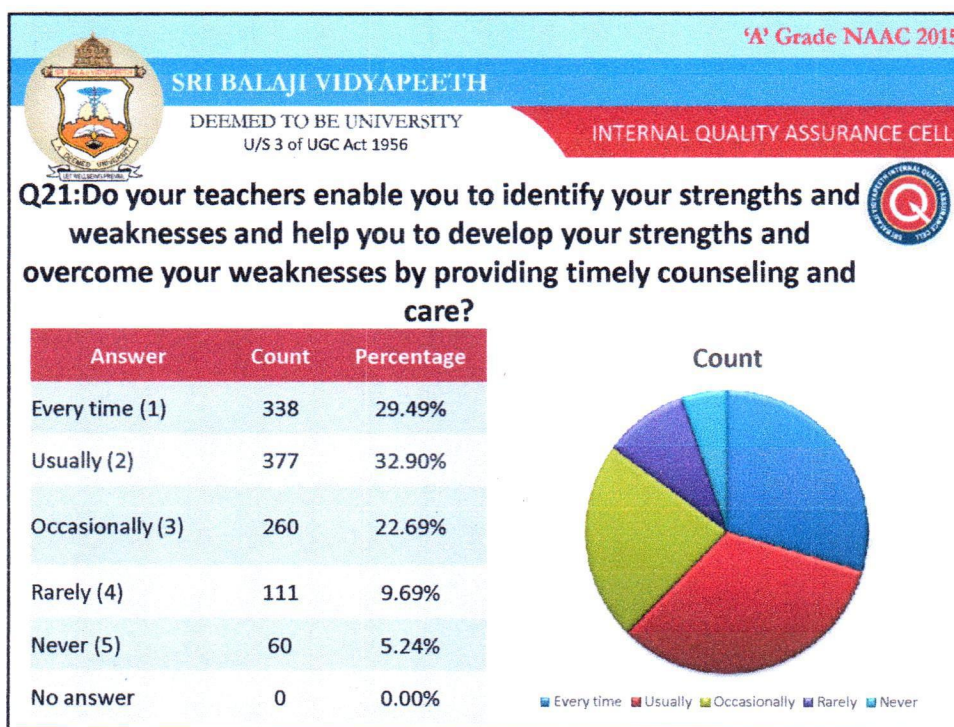














'A' Grade NAAC 201

SRI BALAJI VIDYAPEETH

DEEMED-TO-BE UNIVERSITY  
U/S 3 of UGC Act

INTERNAL QUALITY ASSURANCE CELL

## FEEDBACK REPORT



- Feedback obtained on STUDENT SATISFACTION SURVEY
- Feedback provided by Participants
- Feedback obtained from

Sr. No.	Details	Remarks
1	Total number of participants to provide feedback	1438
2	Total number of participants who provided feedback	1269
3	Percentage of feedback responses collected	88.25%
4	Positive pointers	enclosed
5	Suggestions/ recommendation to improve	
6	Negative	

Compiled by:

Dr. Carounanidy Usha

18.07.20