



SRI BALAJI VIDYAPEETH (SBV)

(Deemed to be University)
U/S 3 of UGC Act 1956
Puducherry-607402

This document contains the details of
Certificate course in American Heart Association accredited
ACLS & BLS courses

conducted by the Medical Simulation Centre,
Sri Balaji Vidyapeeth, Deemed to be University,
in the last five years.

(This document is attested from pages 1-113)


REGISTRAR
SRI BALAJI VIDYAPEETH
(Deemed University u/s 3 of UGC ACT, 1956)
Accredited by NAAC with 'A' Grade
Pillaiyarkuppam, Pondicherry - 607 402.



SRI BALAJI VIDYAPEETH (SBV)

(Deemed to be University)

U/S 3 of UGC Act 1956

Puducherry-607402

Criteria 1

Metrix 1.3 : Curriculum Enrichment

1.3.2

Index Page

Details of the Certificate Course in American Heart Association

accredited ACLS & BLS

Links to documents (Click on the links to navigate to the page)

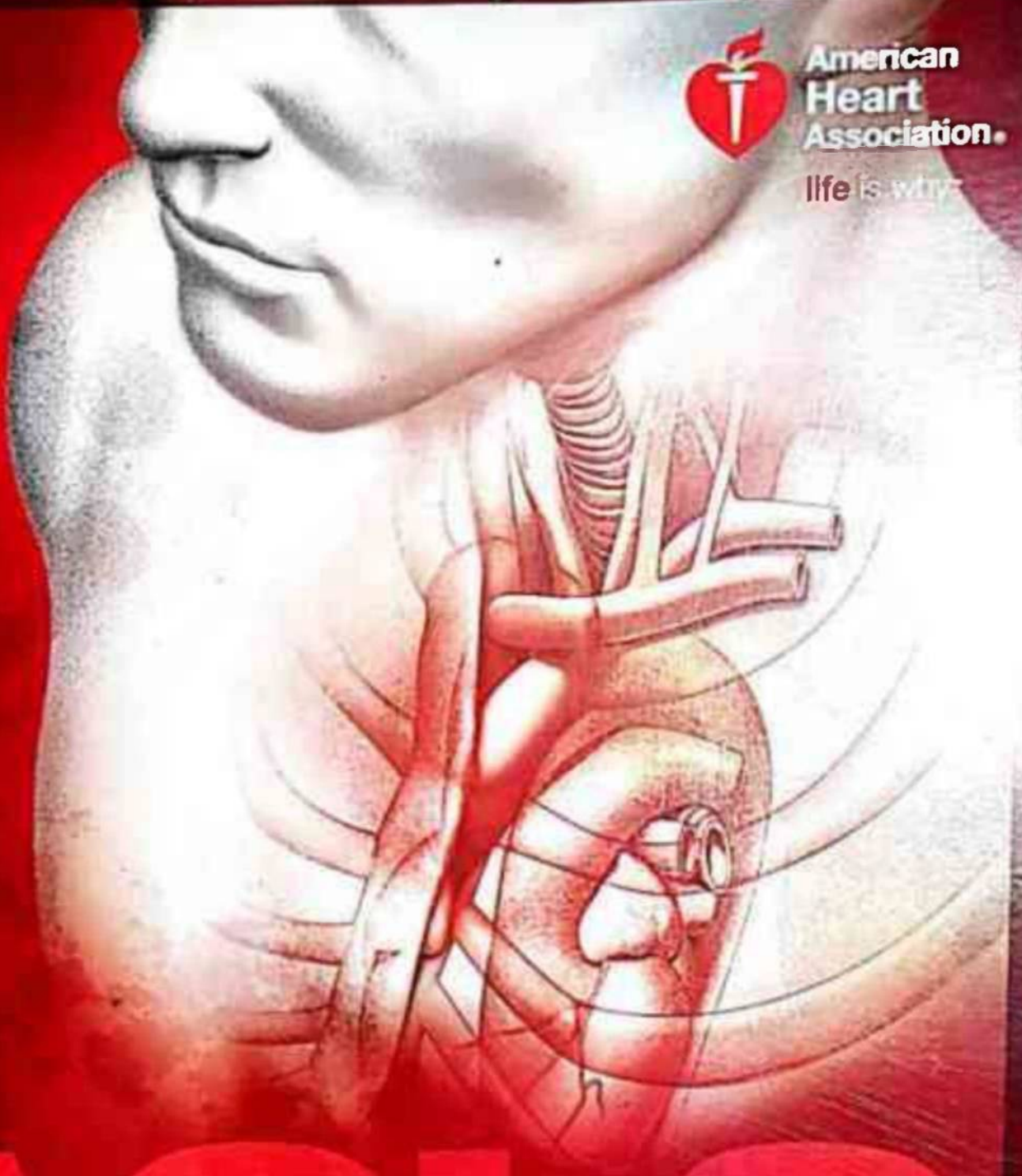
1. Link to Prospectus
2. Cover page of AHA manual on ACLS
3. Cover page of AHA manual on BLS
4. CPR Manual
5. Certificate sample ACLS & BLS
6. Enrolled List of students


REGISTRAR
SRI BALAJI VIDYAPEETH
(Deemed University u/s 3 of UGC ACT, 1956)
Accredited by NAAC with 'A' Grade
Pillaiyarkuppam, Pondicherry-607 402.



American
Heart
Association.

life is what's left



ADVANCED CARDIOVASCULAR LIFE SUPPORT

PROVIDER MANUAL

HEALTH CARE PROFESSIONALS
AND MORE



American
Heart
Association
life is wry

BASIC LIFE SUPPORT

PROVIDER MANUAL

CPR Manual

**Based on American Heart Association
2015 Guidelines**

**Dr. Hemanth Kumar V.R
Dr. Anand Monickam
Dr. N. Mugunthan
Dr. Ravishankar .M
Dr. Rani .P
Dr. Arulmozhi .P**

REGISTRAR
SRI BALAJI VIDYAPEETHAM
(Deemed University under Sec 3 of UGC ACT)
Accredited by NAAC with 'A' Grade
Pillaiyarkuppam, Pondicherry-607 402.

List of Instructors BLS, ACLS & PALS Instructors

S. No	INSTRUCTORS NAME
1	Dr. Hemanth Kumar
2	Dr. Mugunthan
3	Dr. Sameera
4	Dr. Sobana R
5	Dr. Arun Prasath
6	Dr. Gayatri Mishra
7	Dr. Jaya V
8	Dr. Rani P
9	Dr. Siva Ranganathan Green
10	Dr. Sripriya R
11	Dr. L. Siva Kumar Reddy
12	Dr. Senthil Kumar. T
13	Mr. Selvaganapathi. S
14	Mr. Kinglse Kishore Coumar
15	Dr. Dinker Pai
16	Dr. Janane Rj
17	Dr. Kondugari Mrudula Theresa
18	Dr. J. Lalith Kumar
19	Dr. Senthil Kumar. S
20	Dr. Mani Kathapillai
21	Dr. Bravian S. Devadas
22	Dr. Monica. A
23	Dr. G. Prabavathy
24	Dr. K. Jaiganesh

S. No	INSTRUCTORS NAME
25	Dr. P. Dhivya
26	Dr. Seema Anzum
27	Dr. Arulmozhi
28	Dr. Soma Vengatesh
29	Dr. Anity Singh Dhanyee
30	Dr. Charulatha R
31	Dr. Sreedhar Reddy. W
32	Mr.Alok Mallick
33	Dr.Sharmila.S
34	Dr.Balasubramanian Anusha
35	Dr.Siyam Sundar.E
36	Dr.Srinidhi Srikanth
37	Mrs. V. ManopriyaT
38	Dr. Kamalasundar
39	Ms. Monica Mary. S
40	Mrs. Deepa J
41	Dr.Arya Jaya Varma
42	Dr.Kavitha
43	Dr.Thamizhp pozhil guna
44	Dr.Rilna
45	Dr.Gunasekaran.D
46	Dr.Jagadeesh
47	Dr.Podhini Jagadeesan



VC'S FOREWORD

*Message from
the Vice Chancellor,*



I am Pleased to know that the Medical Simulation Centre, MGMCRI plans to bring out second version of simplified manual on CPR, based on AHA 2015 recommendations. Medical Simulation Centre has been conducting AHA approved courses on BLS, ACLS and PALS, training hundreds of health care providers from different backgrounds . The centre has realized the need for a simplified CPR manual with flow charts, algorithms that are easily understandable which helps in rapid decision making .

The new version incorporated drugs used during resuscitation . The team of Medical Simulation Centre deserves appreciation for bringing up this second version.

Prof. Subhash Chandra Parija


REGISTRAR
SRI BALAJI UNIVERSITY
(Deemed University under UGC ACT, 1956)
Accredited by NAAC with 'A' Grade
Pillaiyarkuppam, Pondicherry-607 402.



Foreword

Message from the Director Simulation Centre,



Basic Life Support and Advanced Cardiac Life support are today's essential skills for all doctors. This training helps to tackle immediate life threats and saves countless lives worldwide. The MSC, MGMCRI is proud to be one of the International Training Centres for these courses in India. This in house manual edited by Prof. HemanthKumar VR. HOD of Anaesthesia, ITC Coordinator is a simplified algorithmic approach to a very confusing subject and I am sure it will be immensely helpful for all participants in these courses. I commend the entire authorship of this booklet for an excellent job.

Prof. Dinker R Pai


REGISTRAR
SRI BALAJI VIDYAPEETH
(Deemed University under UGC ACT. 1956)
Accredited by NIPUN with 'A' Grade
Pillaiyakuppam, Pondicherry-607 402.



Contents

Basic Life Support (BLS)

1	BLS Survey – Adult	9
2	High Quality CPR	14
3	Automated External Defibrillator (AED)	15
4	BLS Survey – Infant	19
5	Pregnancy and CPR	23
6	Summary	24

Advanced Cardiovascular Life Support (ACLS)

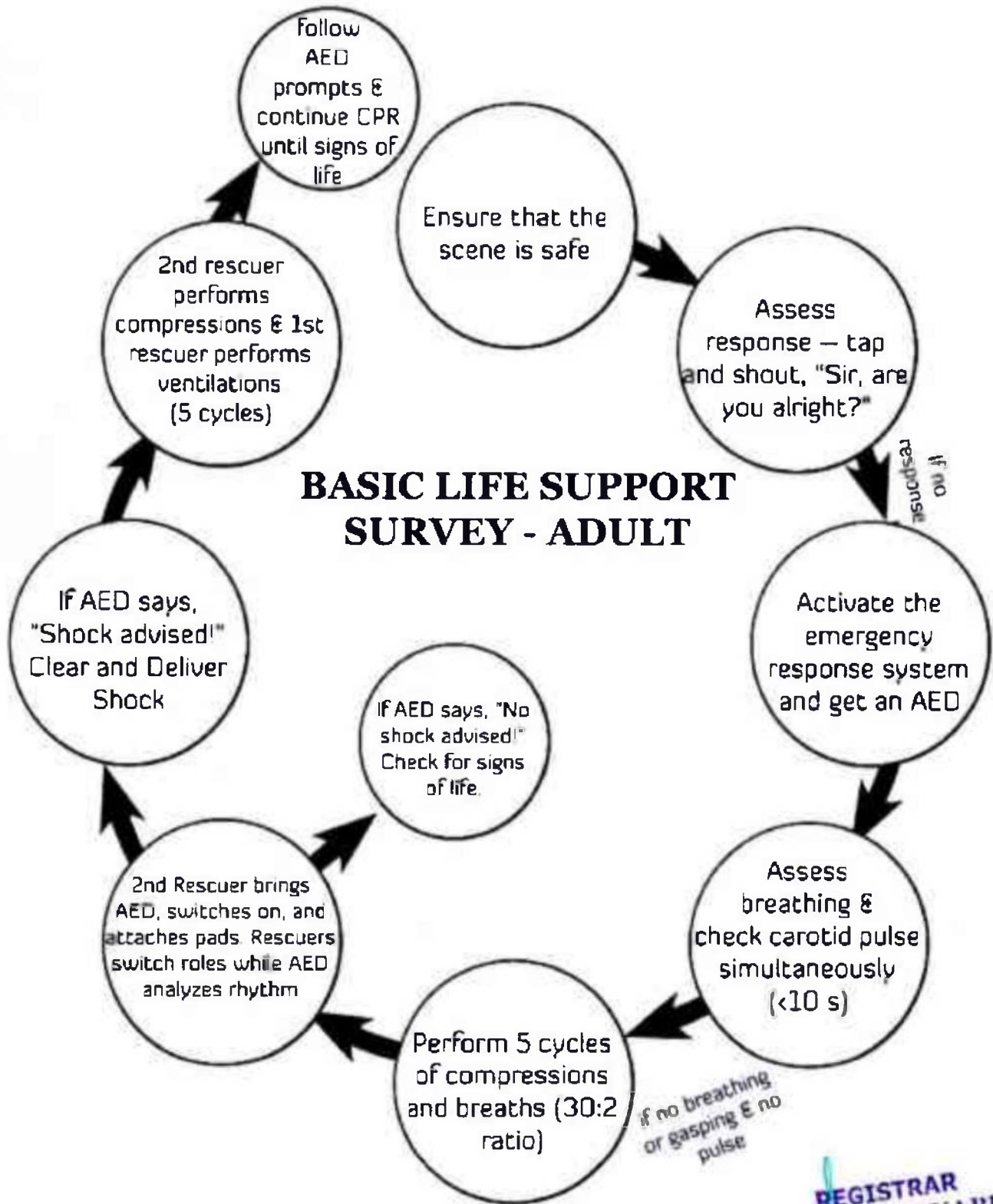
7	Megacode Team Resuscitation Concept	29
8	Cardiac Arrest – VF/VT	30
9	Cardiac Arrest – Asystole/PEA	31
10	Post Cardiac Arrest Care	32
11	Peri-arrest	33
12	Arrhythmias	34
13	Acute Coronary Syndrome	36
14	Stroke	37
15	Electrical Therapies	38
16	Arrhythmias	44
17	Drugs	48



Basic Life Support (BLS)



BLS Survey – Adult Algorithm



REGISTRAR
SRI BALAJI VIDYAPEETH
(Deemed University under 3 of UGC ACT, 1956)
Accredited by NAAC with 'A' Grade
Pillaiyarkuppam, Pondicherry-607 402.



Assessing Response

- * Tap: on the shoulder
- * Shout: sir, are you okay?



(Call for help) Activating Emergency Response System

- * Shout for help
- * Call 108 & ask for AED





Check pulse and breathing

- * Simultaneously Scan the chest movement for breathing & check carotid pulse (in the groove between trachea & sternocleidomastoid muscle) atleast 5sec & not more than 10 sec



Hand Position

- * Heel of the palm of one hand on the center of lower half of sternum (i.e) center of two nipples
- * Support with other hand





Performing CPR

- * Wrist, elbows, shoulders in a straight line
- * Movement should come from hip joint



Breath using a pocket mask

- * Keep the pocket mask over the face tightly
- * Do head tilt & chin lift if no suspected neck injury
- * Give 2 breaths (1 breath over 1 sec)
- * Do not hyperventilate
- * Watch for chest rise





2 Rescuer CPR with Bag mask ventilation

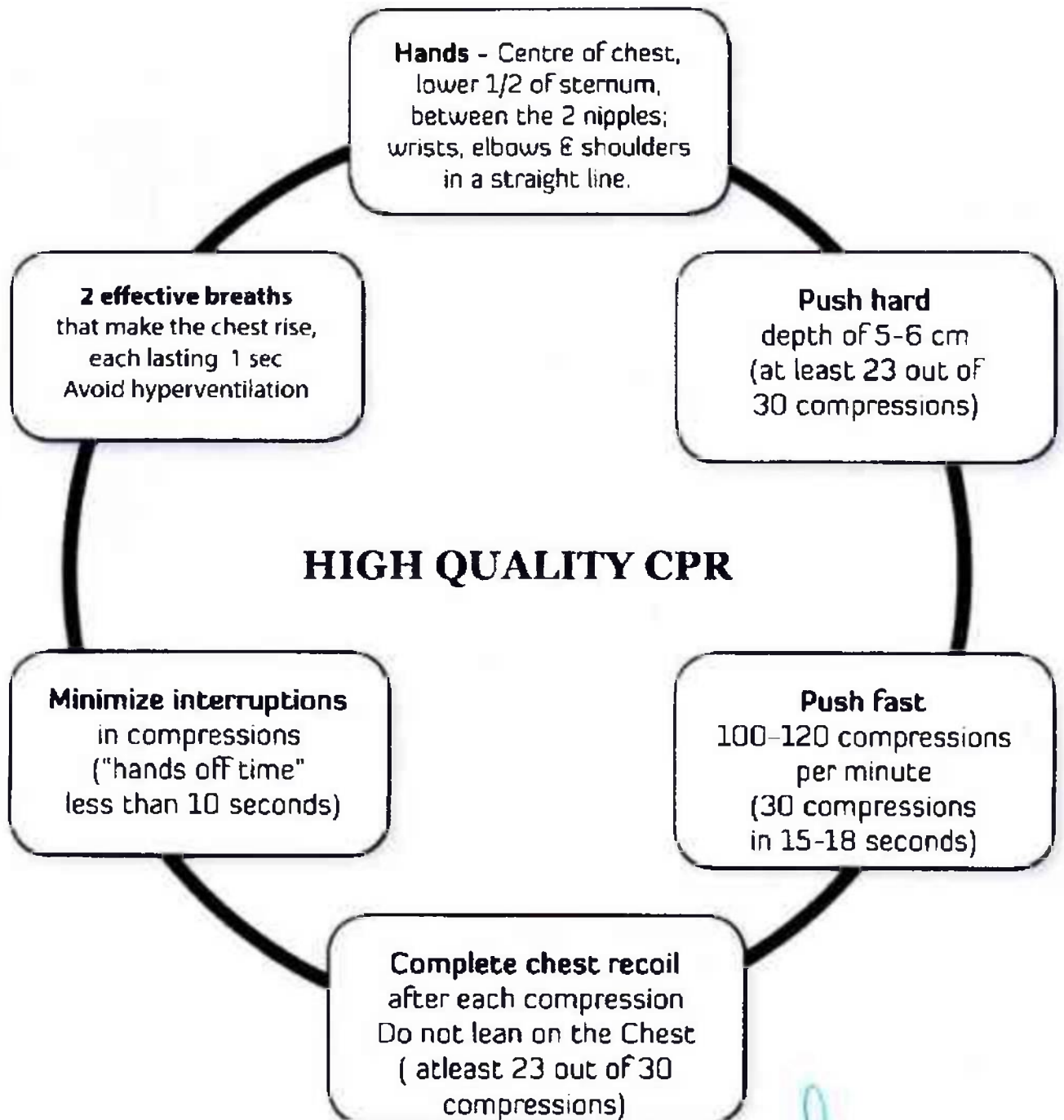
- * 1st rescuer gives 30 compression
- * 2nd rescuer positioned at head end of victim & gives 2 breaths using bag mask ("C & E" technique to hold the mask, head tilt & chin lift)
- * 1 breath over 1 sec
- * Do not hyperventilate
- * Watch for chest rise



REGISTRAR
SRI BALAJI VIDYAPEETH
(Deemed University under 3 of UGC ACT, 1956)
Accredited by NAAC with 'A' Grade
Pillaiyarkuppam, Pondicherry-607 402.



Critical Concepts of High Quality CPR

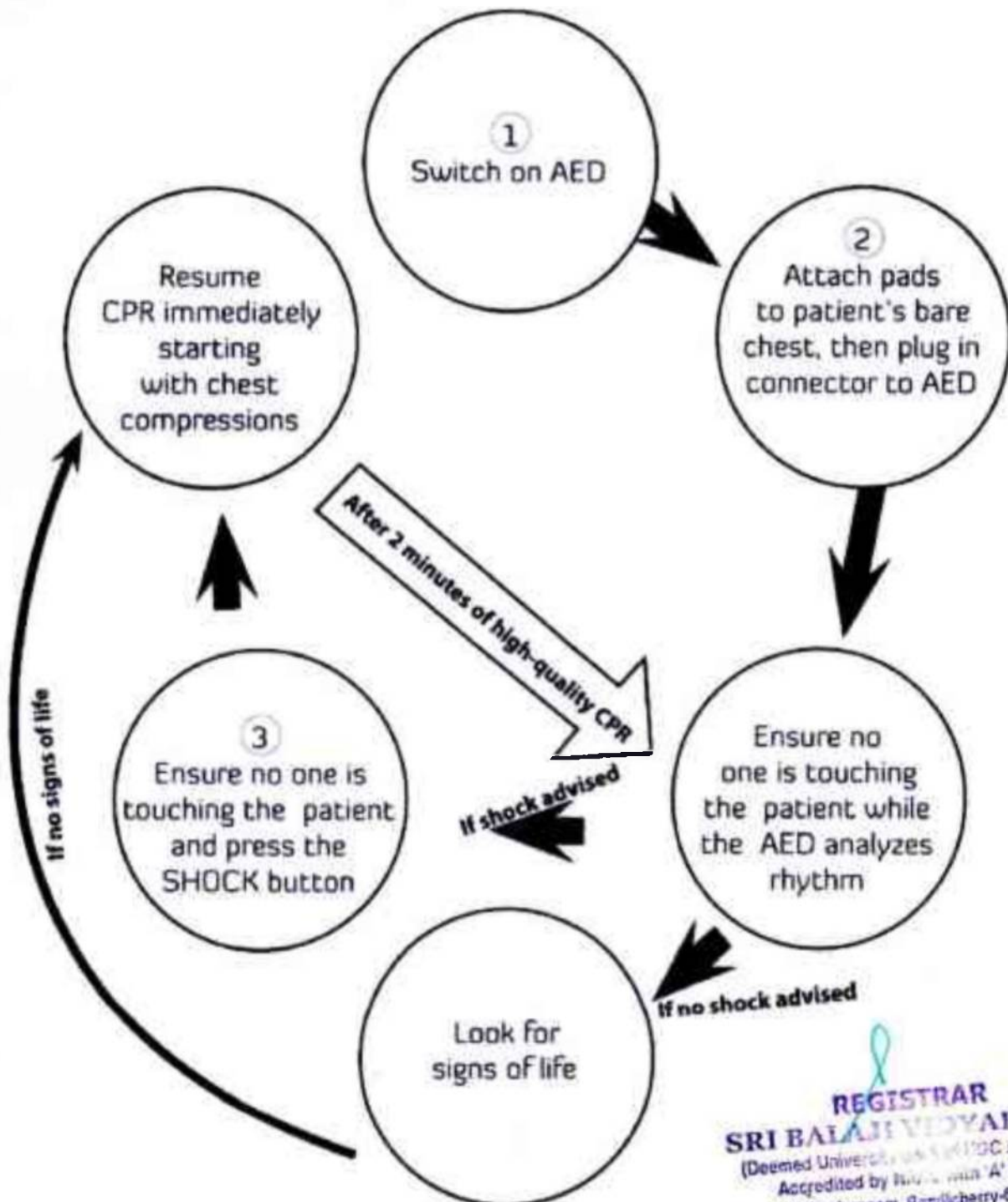


REGISTRAR
SRI BALAJI VIDYAPEETH
(Deemed University vide UDC ACT, 1956)
Accredited by NAAC with 'A' Grade
Pillayaruppam, Pondicherry-607 402.



AED Algorithm

AUTOMATED EXTERNAL DEFIBRILLATOR




REGISTRAR
SRI BALAJI VIDYAPEETH
(Deemed University under UGC ACT, 1956)
Accredited by NMAC with 'A' Grade
Pillaiyarkuppam, Pondicherry-607 402.



Use of AED on infants

1. A manual defibrillator is preferred
2. If not available, an AED with a paediatric dose attenuator is preferred.
3. Use an AED without a paediatric dose attenuator if neither is available.

Use of AED pads in children less than 8 years of age

1. An AED with child pads.
2. If child pads are not available, use adult pads (but not touching each other).

1. Switching on AED

Rationale:

To listen & Follow the AED prompts



REGISTRAR
SRI BALAJI VIDYAPEETH
(Deemed University) under Section 3 of UGC ACT, 1956
Accredited by NMAC with 'A' Grade
Pillaiyarkuppam, Pondicherry-607 402.



2.a. Applying AED pads to patient's chest

Rationale:

To analyse the rhythm.

*Attach the apex pad just below the left nipple

*Attach the sternal pad just below the right clavicle



2.b. Plugging in pads connector to AED

Rationale:

This step should not be done before attaching the pads since AED will start analyse the rhythm even if the pads are in the air





2.c. Clearing the patient before rhythm analysis

Rationale:
To avoid
misinterpretation of
rhythm by the AED



3. Delivery of shock

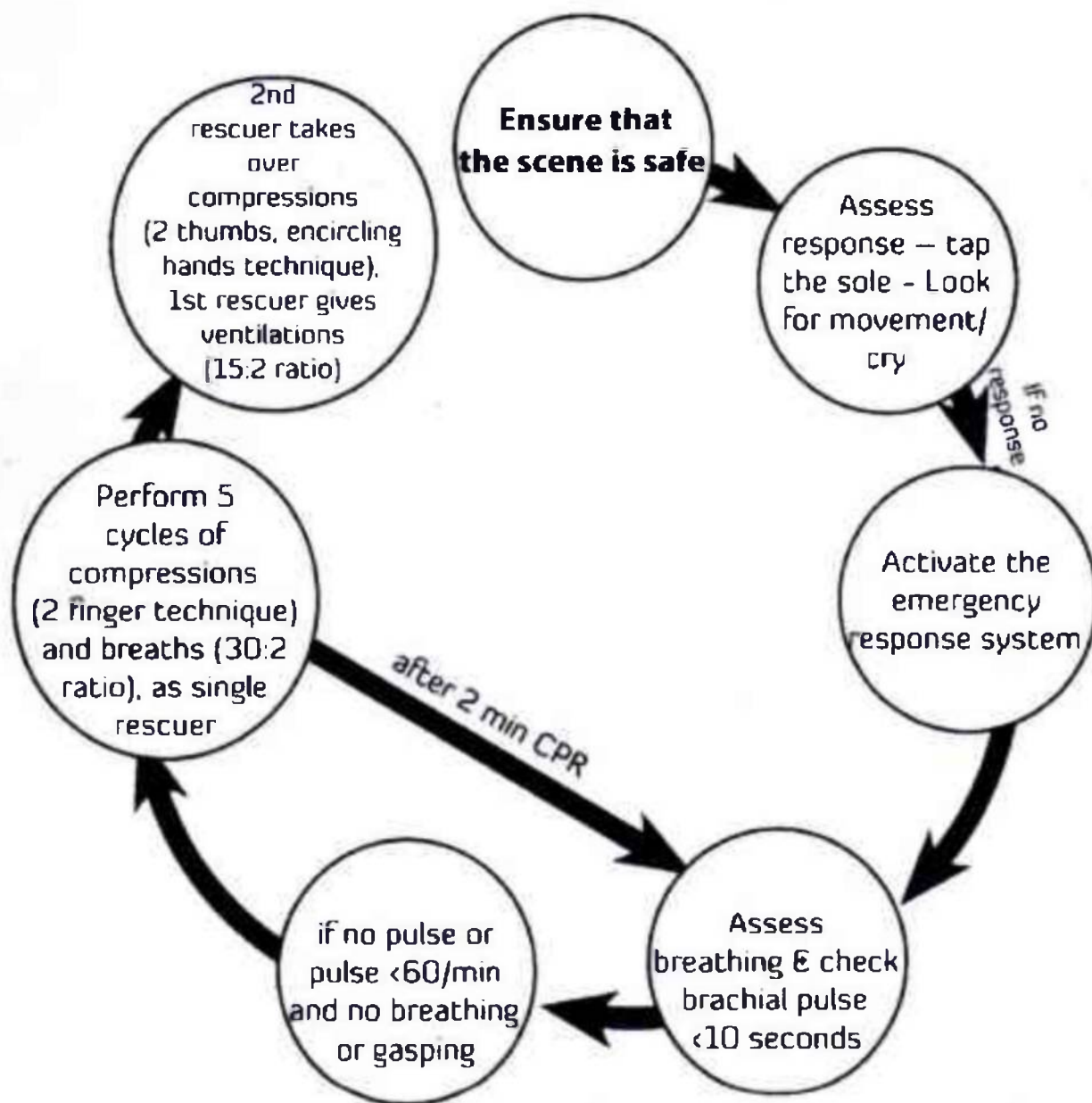
Rationale:
Press the shock button
manually after ensuring
that no one is touching
the victim



REGISTRAR
SRI BALAJI VIDYAPEETH
(Deemed University) UGC ACT, 1956)
Accredited by NMAC with 'A' Grade
Pillaiappan, Pondicherry-607 402.



BLS Survey – Infant Algorithm



* If only one rescuer is doing CPR after 2 min. of CPR look for signs of life. If absent continue 5cycles of CPR.

REGISTRAR
 SRI BALAJI VIDYAPEETH
 (Deemed University - UGC ACT, 1956)
 Accredited by NAAC with 'A' Grade
 Pitlaiyarkuppam, Pondicherry-607 402.



Checking response

- * Tap: on the sole
- * Shout : hey Papa..



Activating Emergency Response System (Calling for help)

- * Shout for help
- * Call 108 & ask for AED





Pulse and breathing

Simultaneously Scan the chest movement and check brachial pulse by gently compressing the brachial artery with the pulp of 3 or 4 fingers in the inner aspect of arm, midway between shoulder & elbow, at least for 5 sec and not more than 10 sec.



2 finger technique

- * 2 fingers perpendicular to the center of the lower half of sternum (center of 2 nipples)
- * 30 compressions with the depth of one and half inches or 4cm
- * Allow complete chest recoil after each compression





Using a pocket mask

- * Keep the pocket mask over the face tightly
- * Head should be in the neutral position
- * Do not hyper extend the neck
- * Give 2 breaths (1 breath over 1 sec)
- * Do not hyperventilate
- * Watch for chest rise



Two thumbs hands encircling technique(2 Rescuer CPR)

- * 1 rescuer: positioned at foot end of infant
- * 2 thumb hand encircling technique
- * 15 compression
- * 2 rescuer: positioned at head end of infant
- * Using bag mask ("C & E technique" to hold the mask)
- * Give 2 breaths (1 breath over 1 sec)
- * Do not hyperventilate
- * Watch for chest rise

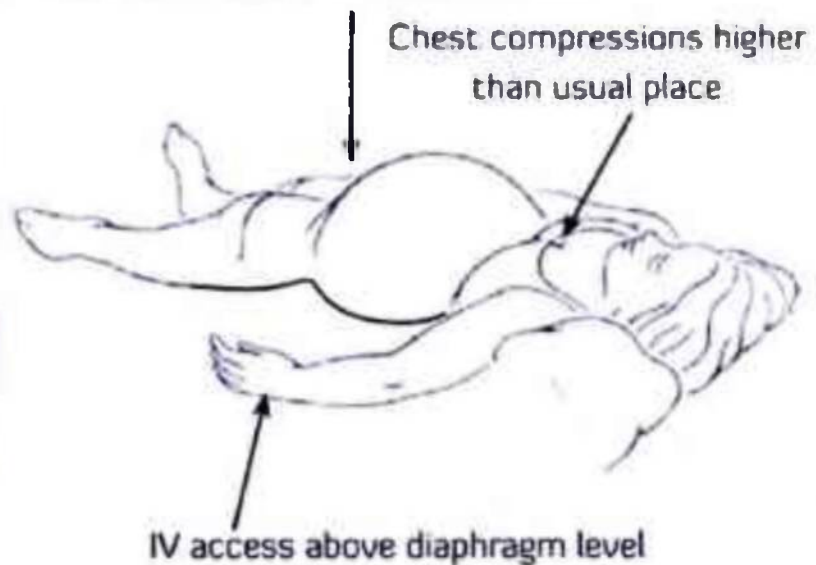




Pregnancy and CPR

- Follow BLS and ACLS guidelines
- Modified Position - do manual uterine displacement.
- Chest compressions should be performed slightly higher on the sternum than normally recommended to adjust for elevation of diaphragm
- Intravenous access to be secured above diaphragm level
- If no Return Of Spontaneous Circulation by 4 min perform emergency caesarean section
- Aim for delivery within 5 min of onset of resuscitation
- Continue resuscitative efforts during and after caesarean section

Caesarean section if no ROSC < 4 min



REGISTRAR
SRI BALAJI VIDYAPEETH
(Deemed to be University) (EST. 1986)
Accredited by All India Council of Technical Education
Puliyankottai, Chennai-607 402.



Summary of High Quality BLS

Component		Adults	Children	Infants (age<1 yr)
Scene safety		Ensure "Scene is safe"		
Check Response		Tap and Shout, "Are you all right?" Look for movement / speech		Flick the soles of the feet & look for movement / cry
Call for Help		Activate Emergency Response System; Get AED		
Check Pulse & Breathing Simultaneously		Check pulse and observe for chest rise (>5 sec but <10 sec)		
		Carotid pulse		Brachial pulse
Hand placement for compressions		Two hands – centre of chest; lower ½ of sternum (between the 2 nipples)	As in adult. One hand alone may be used for small children	Two finger technique (If one rescuer)
				Two thumb-encircling hands technique (If 2 rescuers)
Compression rate		100-120 per min		
Compression depth		At least 5 cm	At least 1/3rd the AP diameter of chest	
			About 5 cm	About 4 cm
Compression / ventilation ratio	Without advanced airway	30:2 for one or two rescuers		30:2 if one rescuer 15:2 if two rescuers
	With advanced airway	Continuous compressions @ 100-120 per min 1 breath every 6 seconds		

REGISTRAR
SRI BALAJI VIDYAPETH
 (Deemed University u/s 3 of UGC ACT, 1956)
 Accredited by NAAC with 'A' Grade
 Pillaiyarkuppam, Pondicherry-607 402.

REGISTRAR
SRI BALAJI VIDYAPETH
 (Deemed University u/s 3 of UGC ACT, 1956)
 Accredited by NAAC with 'A' Grade
 Pillaiyarkuppam, Pondicherry-607 402.

Chest recoil		Allow full re-expansion of chest before next compression	
Minimize interruptions		All interruptions should be <10 seconds (hands off time <10 sec)	
Opening the airway	No suspicion of cervical spine injury	Head tilt-chin lift	
		Maximize extension of neck	Avoid hyperextension
	Suspicion of cervical spine injury	Jaw thrust (No head extension)	
Device for giving artificial breaths	1 rescuer	Mouth-to-mask / Mouth-to-mouth	
	2 rescuer	Bag-mask device	
Breaths during respiratory arrest		1 breath every 5-6 seconds	1 breath every 3-5 seconds

Activation of Emergency Response System

Adults — If you are alone with no mobile phone, leave the victim to activate the emergency response system and get the AED before beginning CPR. Otherwise, send someone and begin CPR immediately. Use the AED as soon as it is available.

Children & Infants

Witnessed collapse — If you are alone with no mobile phone, leave the victim to activate the emergency response system and get the AED before beginning CPR. Otherwise, send someone and begin CPR immediately. Use the AED as soon as it is available.

Unwitnessed collapse — Give 2 minutes of CPR. Then Leave the victim to activate the emergency response system and get the AED. Return to the child or infant and resume CPR. Use the AED as soon as it is available.





Megacode Resuscitation Team Concept

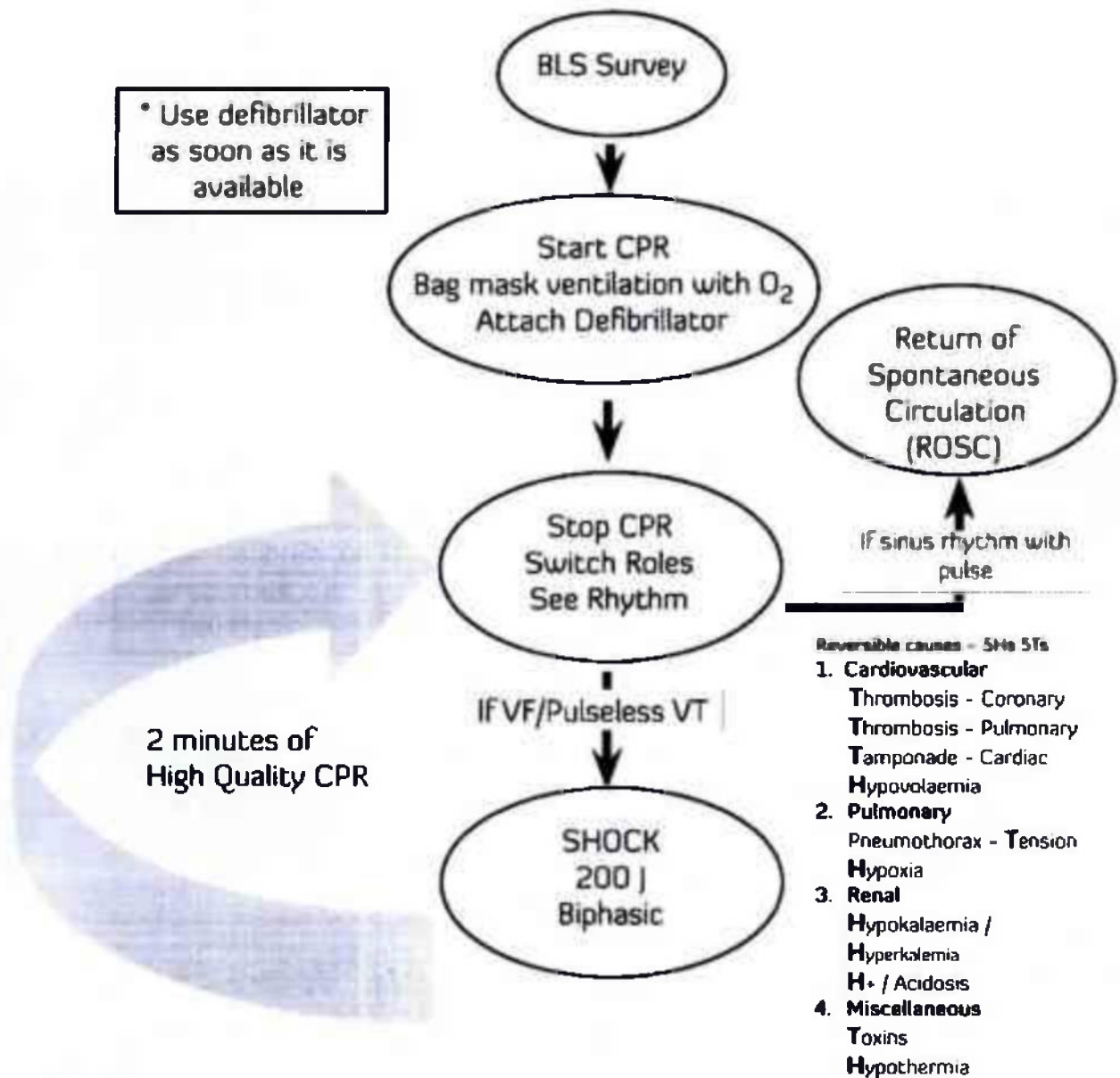
Effective resuscitation requires coordination between the team leader and team members. The coordination is discussed in the following 8 principles.

Principles of team resuscitation

No.	Principle	Example
1	Closed-loop communication	Leader – "Now that we have a shockable rhythm (VF) on the monitor, give 200 J biphasic shock." Member – After delivering the shock, says, "200 J biphasic shock delivered."
2	Clear messages	The leader instead of just saying "Give shock" should say, "Give 200 J biphasic shock."
3	Clear roles and responsibilities	The leader assigns clearly the following roles to team members – Compression, Ventilation, Monitor & Defibrillation, IV Access and drugs, Code Recorder.
4	Knowing one's limitations	If a team member assigned for defibrillation does not know how to use the defibrillator, the team leader assigns the role to a member who is capable of using the defibrillator.
5	Knowledge sharing	Team leader tells team member to apply conductive gel properly and apply sufficient pressure with the paddles on the chest before delivering shocks
6	Constructive intervention	If a team member fails to synchronize the defibrillator for a patient requiring cardioversion, another team member intervenes and reminds about synchronization.
7	Reevaluation and summarizing	The patient continues to have persistent VF, and we have now given 3 shocks, one dose of Epinephrine and Amiodarone each.
8	Mutual respect	The team leader gives commands with respect to team members, without shouting or criticism.



Cardiac arrest – VF/VT (Algorithm)

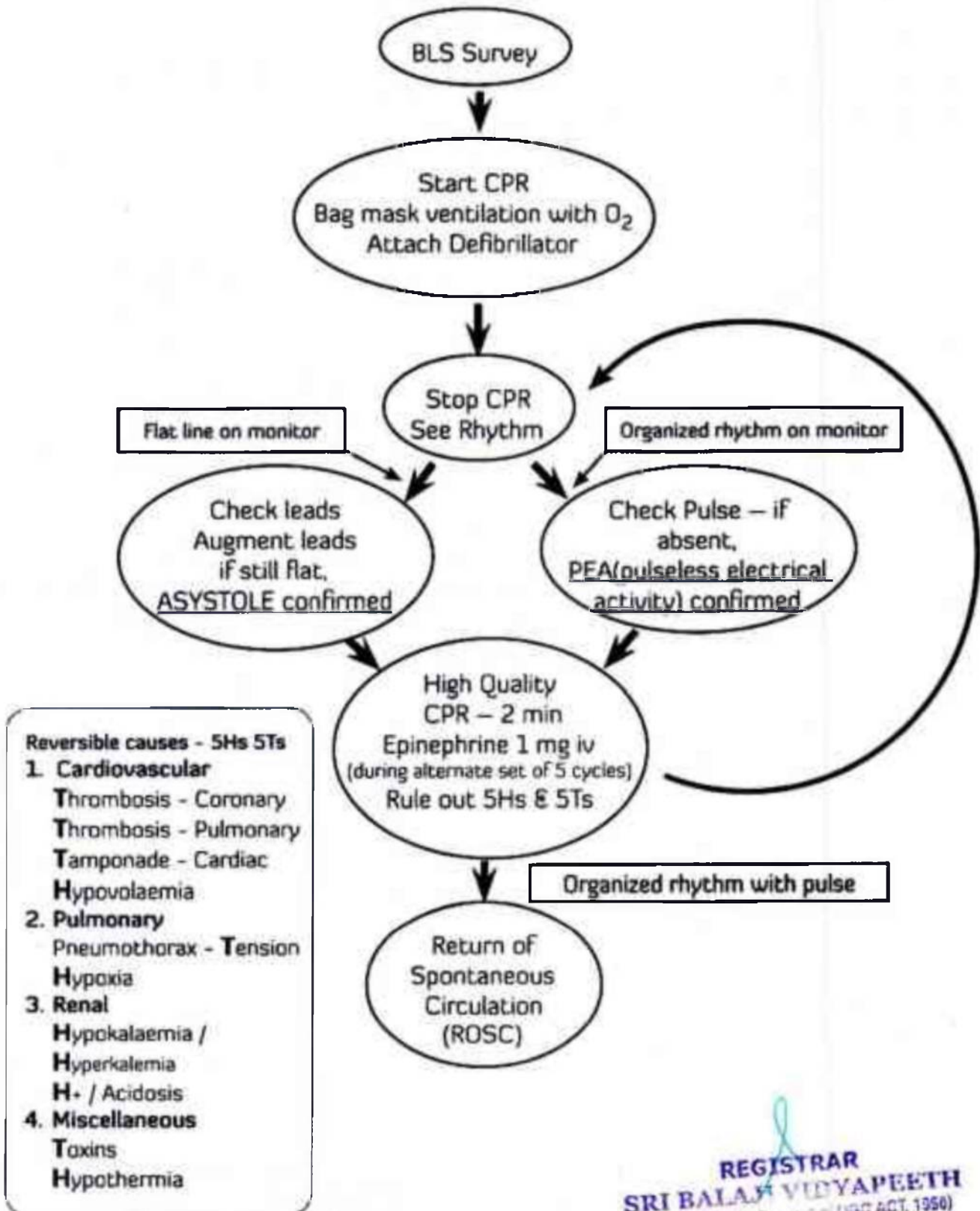


- After 1st shock – Ensure iv/io access
- After 2nd shock – Epinephrine 1 mg iv bolus, consider advanced airway
- After 3rd shock – Amiodarone 300 mg iv, Treat reversible causes - 5Hs 5Ts
- After 4th shock – Repeat Epinephrine 1 mg iv after every even shock
- After 5th shock – Amiodarone 150 mg iv, second dose

REGISTRAR
SRI BALAJI APEETH
 (Deemed University) UGC ACT, 1956
 Accredited by NABL with A+ Grade
 Pillayaruppam, Pondicherry-607 402.



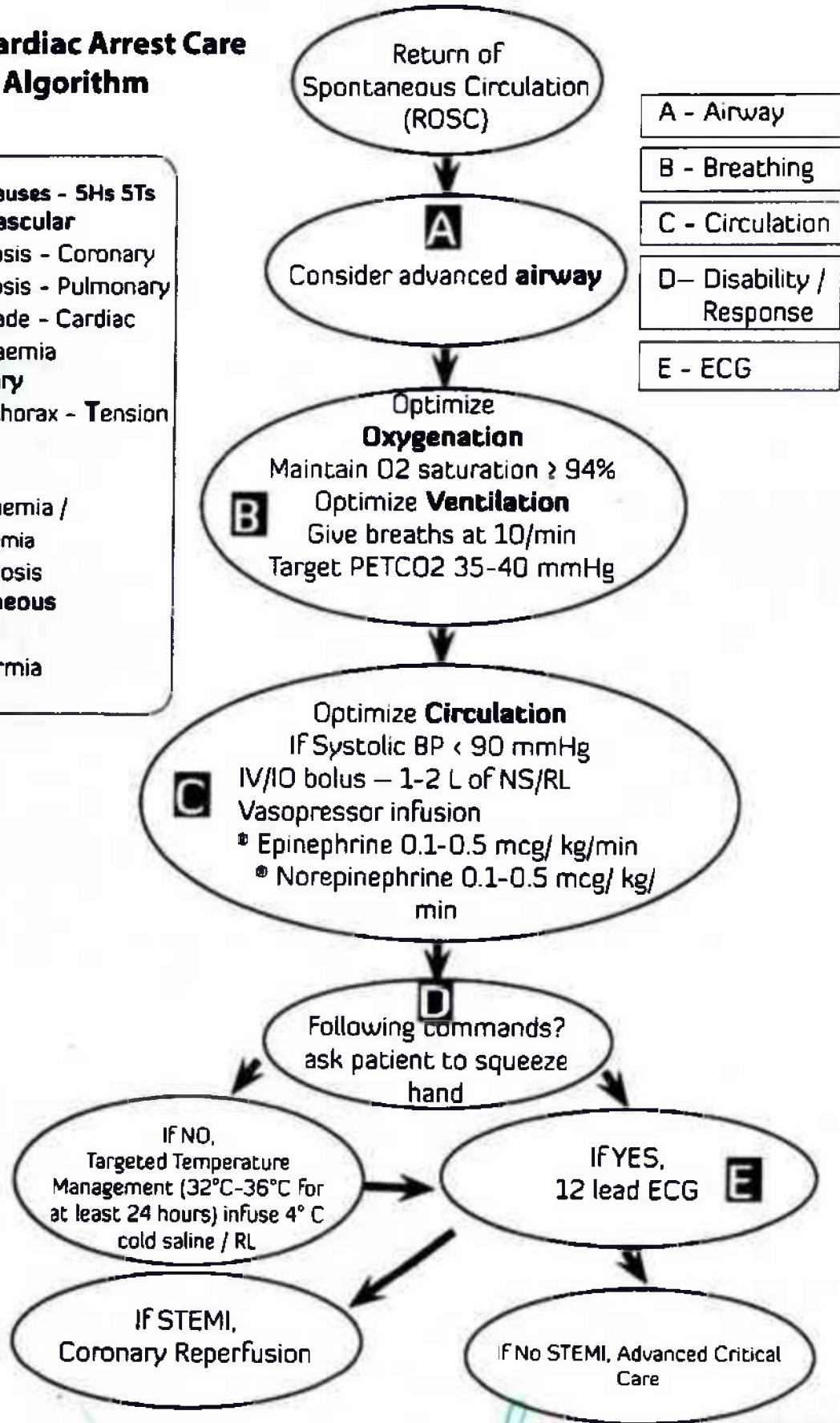
Cardiac Arrest – Asystole / PEA Algorithm





Post Cardiac Arrest Care Algorithm

- Reversible causes - 5Hs 5Ts
- 1. Cardiovascular**
Thrombosis - Coronary
Thrombosis - Pulmonary
Tamponade - Cardiac
Hypovolaemia
 - 2. Pulmonary**
Pneumothorax - Tension
Hypoxia
 - 3. Renal**
Hypokalaemia /
Hyperkalemia
H+ / Acidosis
 - 4. Miscellaneous**
Toxins
Hypothermia



- A - Airway
- B - Breathing
- C - Circulation
- D - Disability / Response
- E - ECG




Peri-arrest Management

Responsive patients (AB VOMIT)

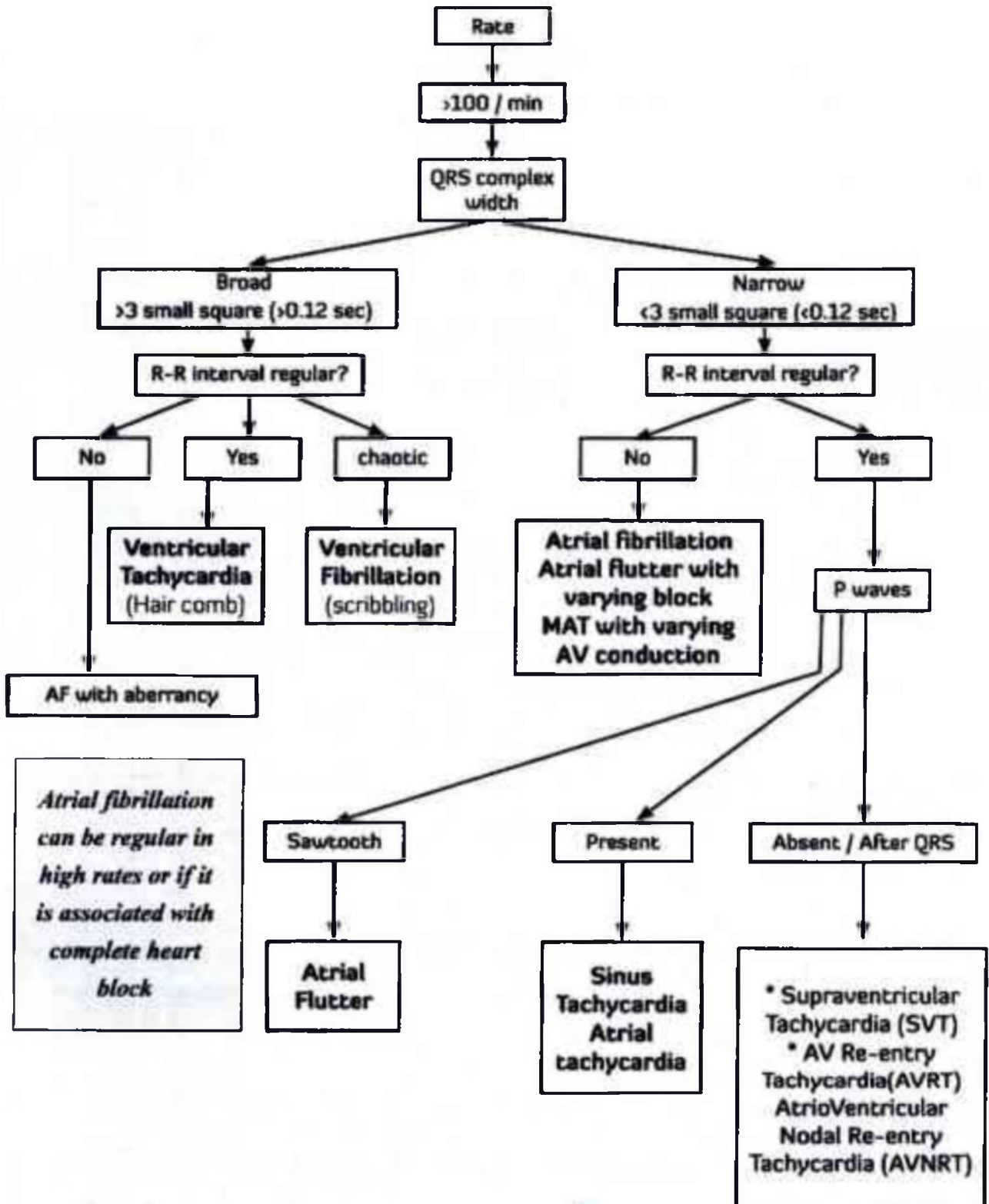
1. Airway - Ensure it is patent
2. Breathing - Ensure rate & pattern is normal
3. Vitals
4. O₂
5. Monitor - See rate & rhythm
6. IV Access
7. Treat as below after considering heart rate, ECG rhythm & blood pressure.

	Systolic BP > 90 mmHg	Systolic BP < 90 mmHg
Heart Rate < 50/min	Observe and monitor	Atropine 0.5 mg iv, every 3-5 minutes, maximum 3 mg (cumulative) ↓ (If no response) Transcutaneous Pacing) ↓ (If not available or not effective) Dopamine infusion 2-10 mcg/kg/min (or) Epinephrine infusion 2-10 mcg/min
Heart Rate > 150/min	12 Lead ECG Regular, Narrow QRS <ol style="list-style-type: none"> 1. Vagal manoeuvres 2. Adenosine 6 mg IV, repeat with 12 mg 3. Beta blockers / Calcium channel blockers 4. Expert consultation Irregular, Narrow QRS <ol style="list-style-type: none"> 1. Beta blockers / Calcium channel blockers 2. Expert consultation Broad QRS <ol style="list-style-type: none"> 1. Adenosine 6 mg IV, if regular and monomorphic (re-entry SVT) 2. Amiodarone 150 mg slow IV over 10 minutes 3. Expert consultation 	Synchronized cardioversion <ul style="list-style-type: none"> • Sedate (IV Midazolam 1-2 mg) / Fentanyl 50-100mg • Synchronize defibrillator • Select energy (according to rhythm) (Initial recommended energy doses in biphasic current) <ul style="list-style-type: none"> • Atrial Flutter & SVT: 50-100 J • VT: 100 J • Atrial Fibrillation: 120 J


REGISTERED
SRI BALAJI VAIDYAPEETHAM
 (Deemed University) UGC ACT, 1956
 Accredited by NAAC with 'A' Grade
 Pillaiyarkuppam, Pondicherry-607 402.

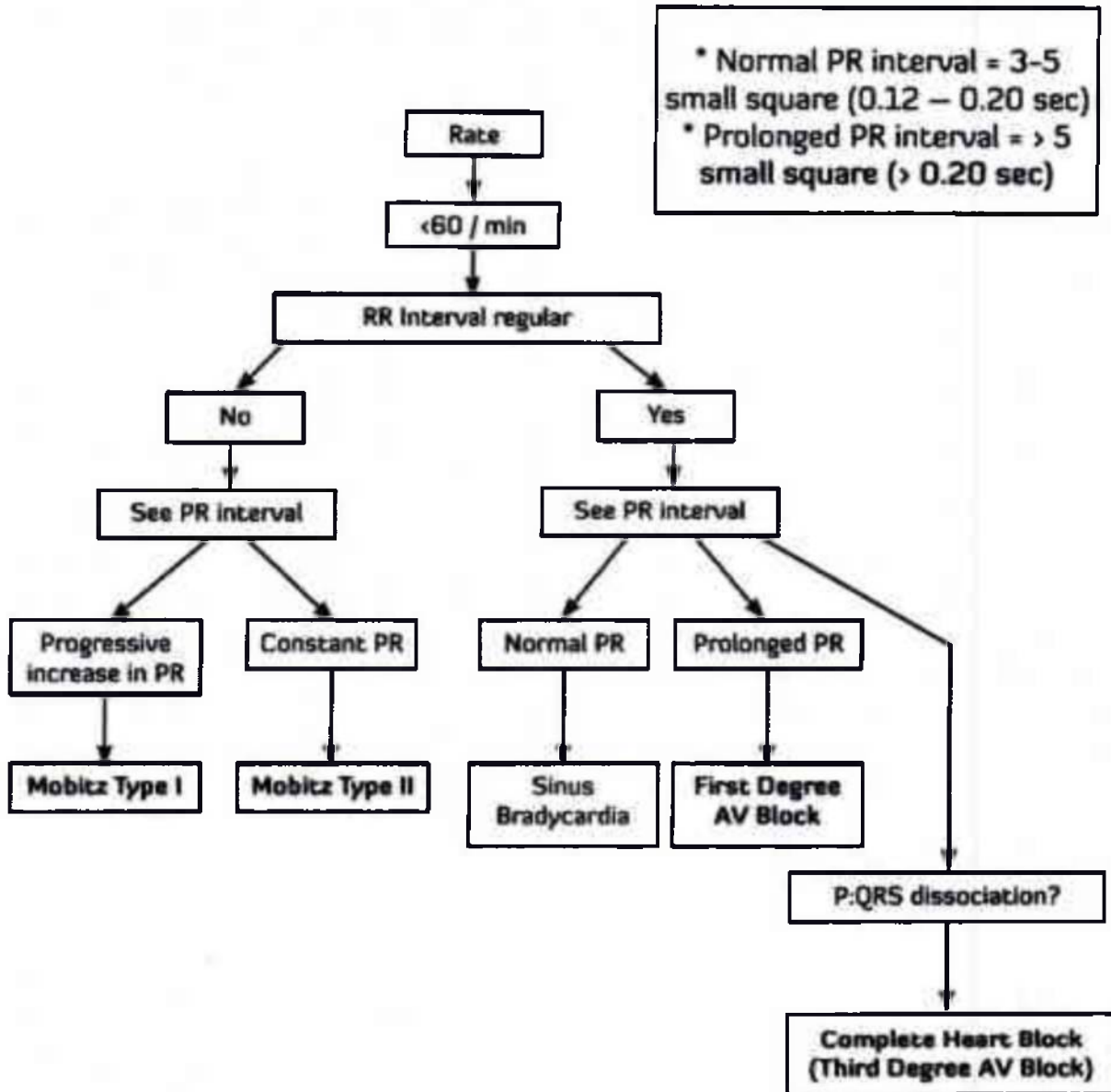


ECG algorithm (Tachyarrhythmias)





ECG algorithm (Bradyarrhythmias)

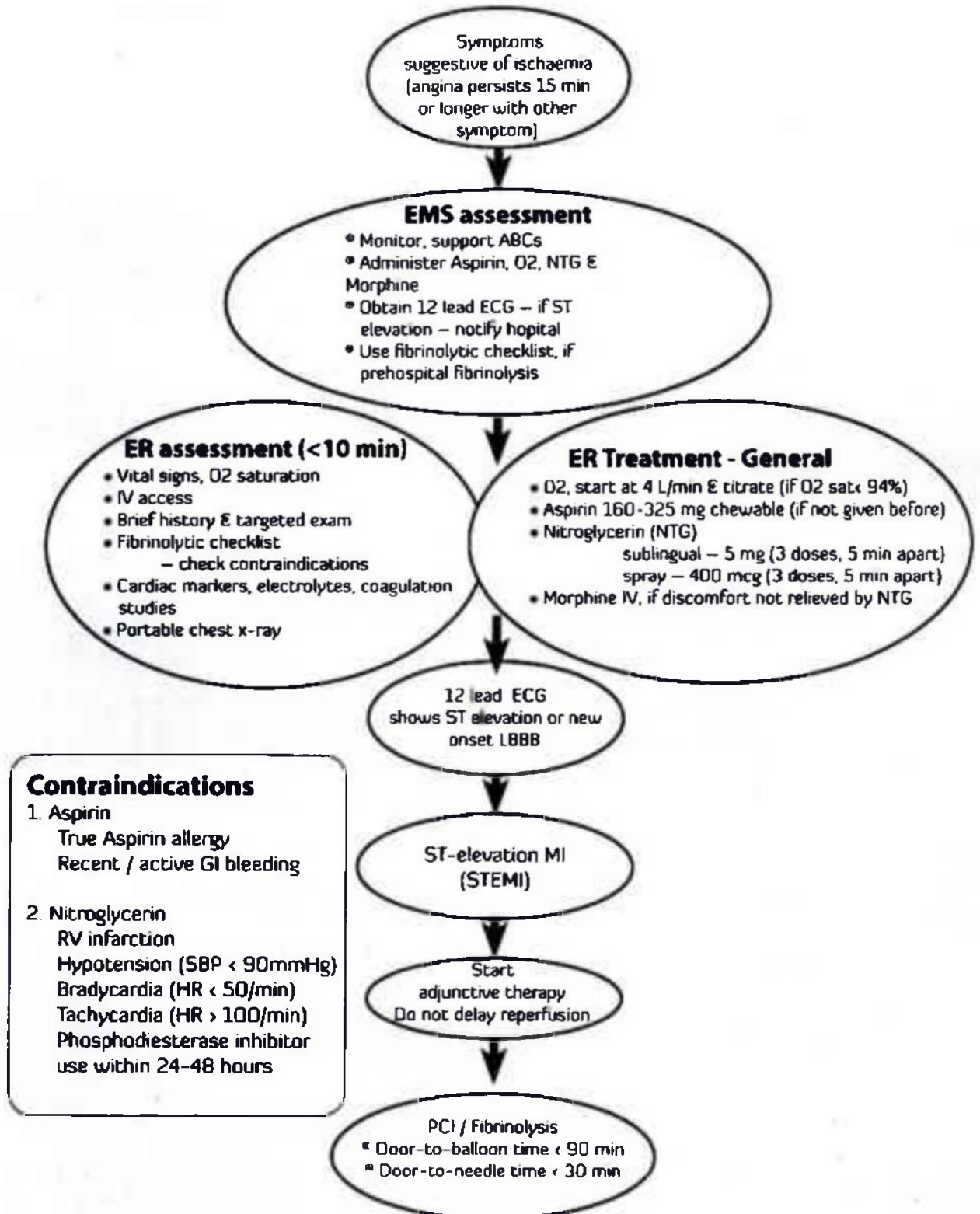


Bradycardia with retrograde or merged P after QRS is junctional

REGISTRAR
SRI BALAJI VIDYAPEETH
 (Deemed University) Act 1 of 1986 (UGC ACT, 1956)
 Accredited by MAAI with 'A' Grade
 Pillaiyarkuppam, Pondicherry-607 402.



Acute Coronary Syndrome (ACS) Algorithm



Contraindications

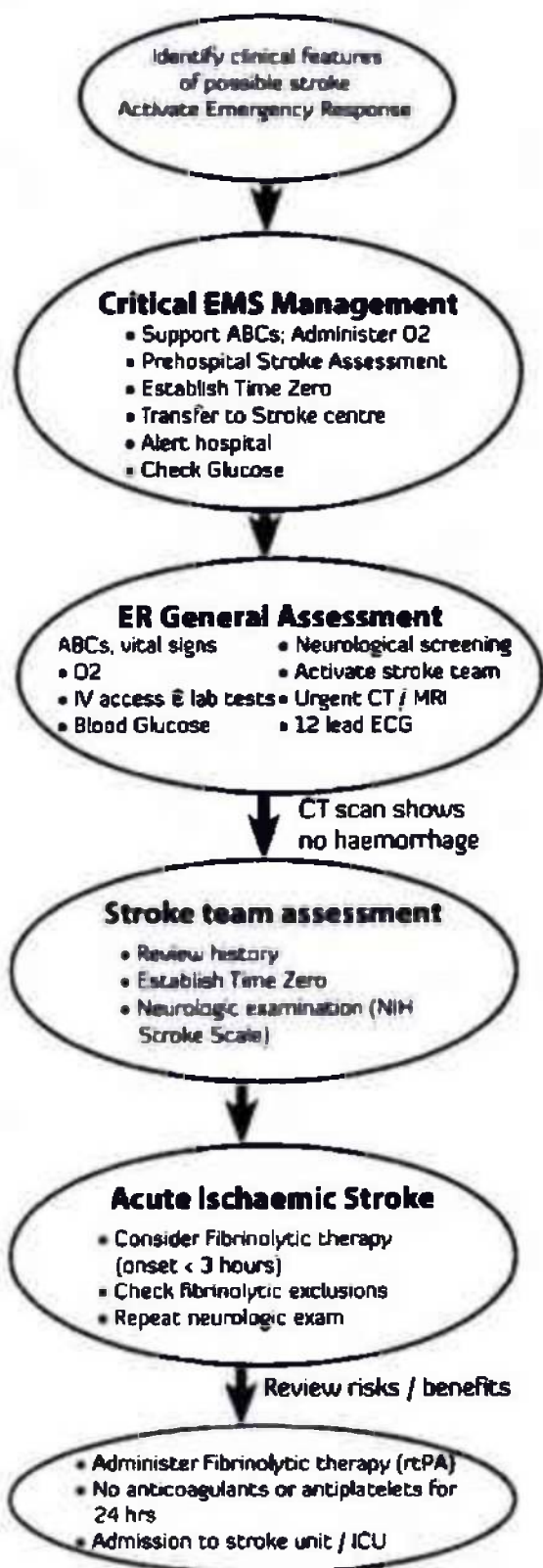
- Aspirin
 - True Aspirin allergy
 - Recent / active GI bleeding
- Nitroglycerin
 - RV infarction
 - Hypotension (SBP < 90mmHg)
 - Bradycardia (HR < 50/min)
 - Tachycardia (HR > 100/min)
 - Phosphodiesterase inhibitor use within 24-48 hours

*ABC – Airway, Breathing, Circulation
*ER – Emergency department

*EMS – Emergency Medical Services
*PCI – Percutaneous Coronary Intervention



Stroke Algorithm



Cincinnati Prehospital Stroke Scale

F-A-S-T

1. Facial droop
2. Arm Drift
3. Slurred Speech
4. Transport to Stroke Centre

Critical Time Periods	
Action / Intervention	Perform within
General assessment	10 min
Neurologic assessment	25 min
CT Scan	25 min
Fibrinolysis (from ER arrival)	60 min
Fibrinolysis (from Time Zero)	3 hours
Admission to stroke unit/ICU	3 hours

REGISTRAR
SRI BALAJI VIJAYAPEETH
 (Deemed University under UGC ACT, 1956)
 Accredited by NAC with 'A' Grade
 Pillaiyarkuppam, Pondicherry-607 402.

* NIH Stroke Scale – National Institute of Health Stroke Scale



Electrical therapies used in ACLS

- 1) Defibrillation (Unsynchronized shock)
- 2) Synchronized Cardioversion
- 3) Transcutaneous Pacing

Defibrillation

Indication: Cardiac arrest patient with VF / Pulseless VT on monitor
VF/Pulseless VT on monitor

Energy used:

120-200 J Biphasic current (based on manufacturer recommendations; if not known, then use 200 J) 360 J Monophasic.

Steps:

- 1) Select energy
- 2) Apply conductive gel on paddle placement sites
- 3) Place paddles on the patient's chest - sternal paddle below the right clavicle, apex paddle on the left 5th intercostal space on the midaxillary line
- 4) Charge the defibrillator (pressing the charge button under the right thumb on the apex paddle)
- 5) Clear the patient by warning loudly - "Shocking - everybody stay clear"
- 6) Apply pressure (enough to cause mild indentation) on the chest and press shock buttons on both paddles simultaneously.
- 7) Resume chest compressions immediately (do not delay by checking for pulse or analyzing rhythm)

Transthoracic impedance:

For shock energy to be delivered maximally to the heart, transthoracic impedance has to be kept to a minimum. This can be done by

- 1) Using conductive gel - ensures maximum energy is delivered to the myocardium by decreasing impedance, ensures better contact between the paddles and chest wall.
- 2) Pressing the paddles and ensuring adequate contact with chest wall - until the indicator on the sternal paddle goes green (red and yellow indicate insufficient contact)
- 3) Pressing the paddles until there is indentation of the chest wall



Defibrillator safety:

- 1) Avoid O₂ flowing across the chest by avoiding giving ventilations during defibrillator use.
- 2) Charge the defibrillator only after the paddles are placed on the chest,
- 3) Avoid holding the defibrillator paddles in your hands for long
- 4) Warn loudly - "Shocking, everybody stay clear!" and checking visually before delivering shock
- 5) Put the paddles back on the defibrillator immediately after the shock is delivered
- 6) Do not hold both paddles on one hand

Synchronized cardioversion

Indications:

A patient with tachycardia and haemodynamically unstable (hypotension, and signs and symptoms of poor perfusion)

Initial energy doses recommended

Differs according to the rhythm on the monitor

- 1) Atrial flutter and Supraventricular tachycardia - 50 to 100 J Biphasic
- 2) Ventricular tachycardia - 100 J
- 3) Atrial fibrillation - 120 J and above If the rhythm does not convert, increase energy levels for subsequent shocks.

Steps:

- 1) Sedate the patient - IV Midazolam 1 to 2 mg / Fentanyl 50-100 mcg
- 2) Select energy dose according to the rhythms mentioned above
- 3) Set the defibrillator to "Synchronization" mode - this is confirmed by "Sync" display on the monitor, and by dots or dashes identifying R waves
- 4) Apply gel
- 5) Place paddles
- 6) Charge the defibrillator
- 7) Clear the patient
- 8) Shock - since the shock is delivered only at the next synchronization (with R wave), you may need to hold the paddles a little longer to confirm that shock has been delivered



Transcutaneous pacing

Indications - A patient with bradycardia and showing symptoms and signs of poor perfusion (including hypotension)

Steps:

- 1) Sedate the patient
- 2) Apply adhesive pacing pads on the patient's chest
- 3) Set the defibrillator to pacing mode
- 4) Select the desired pacing heart rate (80/min or above)
- 5) Increase the pacing current by 5 mAmp at a time while watching the monitor for the pacing impulses to appear (pacing current spike followed by broad QRS complex at the set heart rate) - electrical capture
- 6) After the impulses appear, increase the current by another 5-10 mAmp as a safety margin above the threshold
Check the vitals - pulse rate should match the set pacing rate (mechanical capture), BP should recover

	SYNCHRONIZED CARIOVERSION	DEFIBRILLATION
DEFINITION	"CARDIOVERSION" is the application of electricity to terminate a <i>still perfusing rhythm</i> (e.g., ventricular tachycardia with a pulse, supraventricular tachycardias including atrial arrhythmias) to restore the normal Sinus Rhythm	"DEFIBRILLATION" is the application of electricity to terminate a <i>non perfusing rhythm</i> (Pulseless ventricular tachycardia, Ventricular Fibrillation) to restore the normal sinus Rhythm.
MECHANISM OF ACTION	By depolarising all excitable tissue of the circuit and making the tissue refractory, the circuit is no longer able to propagate or sustain re-entry.	By depolarising a critical mass of the heart muscle, terminates the arrhythmia, and allows normal sinus rhythm to be re-established by the body's natural pacemaker, in the sino-atrial node of the heart.
LEVEL OF CONSCIOUSNESS	Conscious	Unconscious
SYNCHRONICITY	Synchronous By pressing the "SYNC" soft key, the defibrillator will enter "SYNC" mode and the synchronising circuit within the defibrillator will detect the patient's R-waves. When the shock button is pressed and held, the unit discharges with the next detected R-wave, thus avoiding the vulnerable T-wave segment of the cardiac cycle.	Non synchronous The shock may fall randomly anywhere within the cardiac cycle (QRS complex). Unsynchronized cardioversion (defibrillation) is used when there is no coordinated intrinsic electrical activity in the heart (pulseless VT/VF) or the defibrillator fails to synchronize in an unstable patient.
ENERGY LEVEL	Starts at 25j – 120 j	Highest energy as per manufactured recommendation 120j-200j
INDICATIONS	Tachyarrhythmias causing hemodynamic compromise 1. Ventricular Tachycardia with pulse 2. Supraventricular Tachycardia 3. Atrial Flutter	1. Ventricular Fibrillation 2. Pulseless Ventricular Tachycardia





	<p>4. Atrial Fibrillation 5. Atrial Tachycardia 6. Junctional Tachycardia</p>	
NEED FOR PROCEDURAL SEDATION	Patient needs Sedation because patient is conscious.	Patient does not need sedation because patient is Unconscious.
PRACTICAL PROCEDURE	<ul style="list-style-type: none"> • Check the availability of full Resuscitation Equipments and Drugs • Secure IV access • Connect ECG Monitoring and Pulse Oximetry • Sedate with Midazolam and Fentanyl • Pre-oxygenation • ENSURE SYNCHRONISATION is ON and marker on "R wave" • Select Energy Level – 25J-120J • Follow the steps as in page 39 	<ul style="list-style-type: none"> • Check the availability of full Resuscitation Equipments and Drugs • Secure IV access • Connect ECG Monitoring and Pulse Oximetry • ENSURE SYNCHRONISATION is OFF • Select Energy Level – High Joules (Highest as per manufacturer recommendation) • Follow the steps as in page 38

ENERGY AND CURRENT FLOW

Adequate current flow through the heart is required for successful defibrillation. The current delivered to the myocardium with a given energy is dependent on the "Transthoracic Impedance", which can vary widely among patients. Thus, the same energy dose can potentially deliver varying current to a patient. Additionally, the percentage of current shunted through the thorax, away from the myocardium, influences the net current a patient receives.

MONOPHASIC DEFIBRILLATORS

Electrical current flows in a single direction from an electrode on one side of the patient's chest to a second electrode on the other side. The waveform associated with monophasic defibrillations contains a Single peak. The highest part of the waveform, the peak current, is a key determinant of successful defibrillation. There must be enough current to reach the heart to defibrillate (terminate the lethal rhythm), but not so much peak current that the heart is damaged.

BIPHASIC DEFIBRILLATORS

Electricity is sent from one electrode to the other in the first phase of this waveform, followed by a return back to the originating electrode in the second phase. Biphasic technology requires a much lower current to achieve successful termination of fibrillation. This may result in less damage to the myocardium and a reduced frequency of postshock contractility and dysrhythmias.

PADDLE / PADS SIZE

- Larger Size associated with higher success rates and less Myocardial Damage
- Paddles/pads of 10–13 cm optimally reduce transthoracic impedance

METHOD OF USE

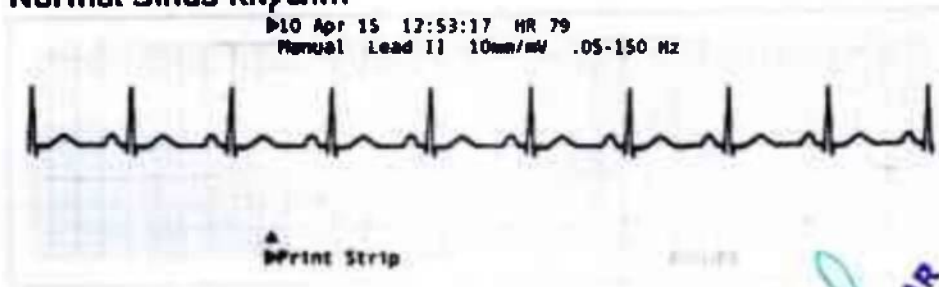
There are two accepted positions to optimize current delivery to the heart:

- **ANTEROAPICAL** – one pad/paddle is placed to the right of the sternum just below the clavicle, and the other is centred lateral to the normal cardiac apex in the anterior or midaxillary line (V5–6)
- **ANTEROPOSTERIOR** – the anterior pad/paddle is placed over the precordium or apex, and the posterior pad/paddle is placed on the back in the left or right infrascapular region.



ARRHYTHMIAS


Normal Sinus Rhythm



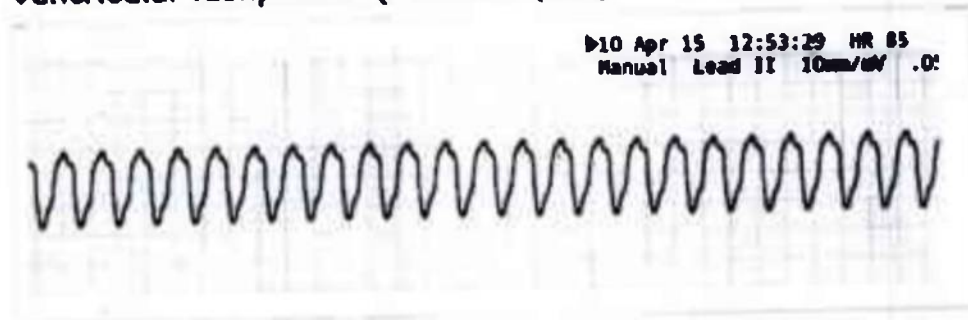
REGISTRAR
SRI BALAJI VIDYAPEETH
(Centred University) - 30-5-1995 PCI, 1998
Accredited by the AAI with 'A' Grade
Pillayarajpet, Pondicherry-607 402.




Ventricular Fibrillation



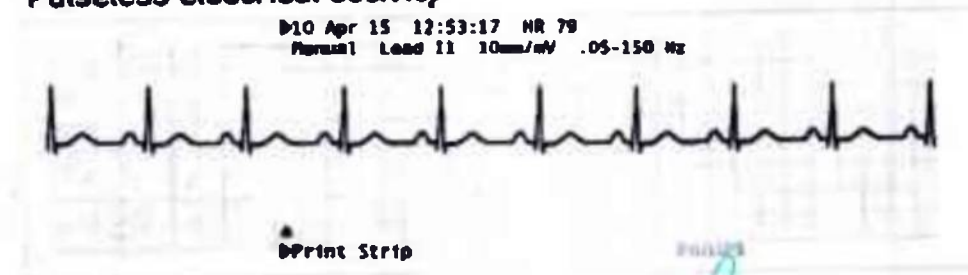
Ventricular Tachycardia (Monomorphic)



Asystole

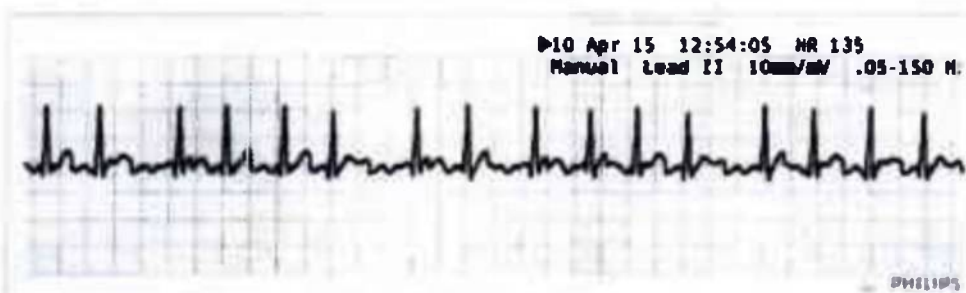


Pulseless electrical activity

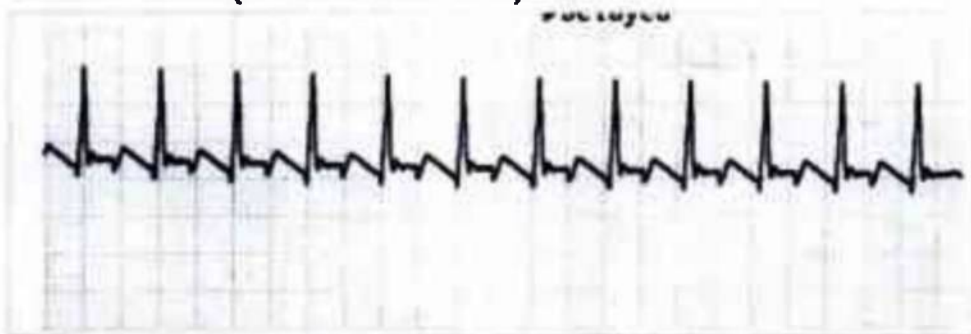




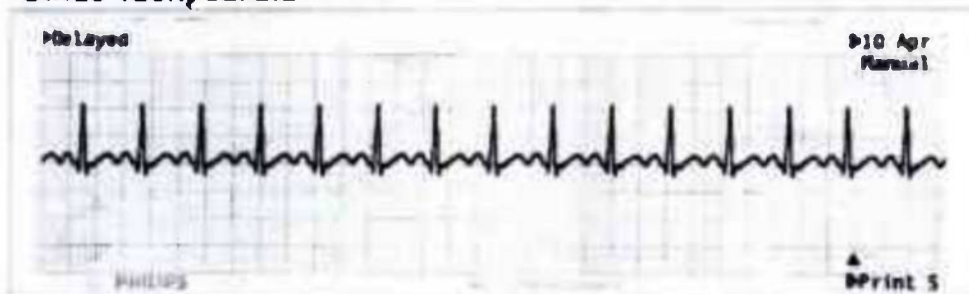
Atrial Fibrillation



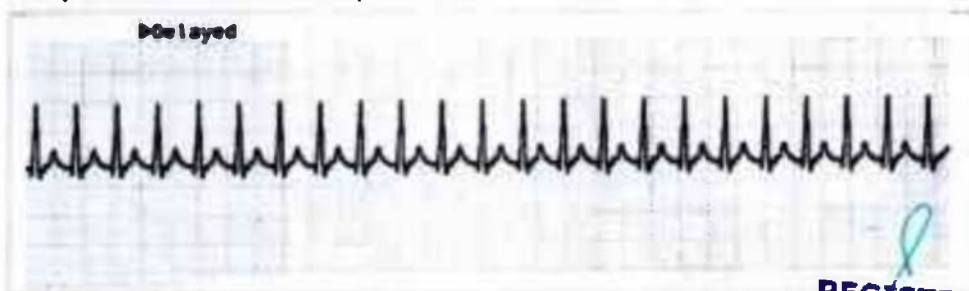
Atrial Flutter (with 2:1 AV block)



Sinus Tachycardia



Supraventricular Tachycardia



REGISTRAR
SRI BALAJI APEETH
(Deemed University) ACT 1956
Accredited by A Grade
Pillayarkuppam, Pondicherry-607 400.

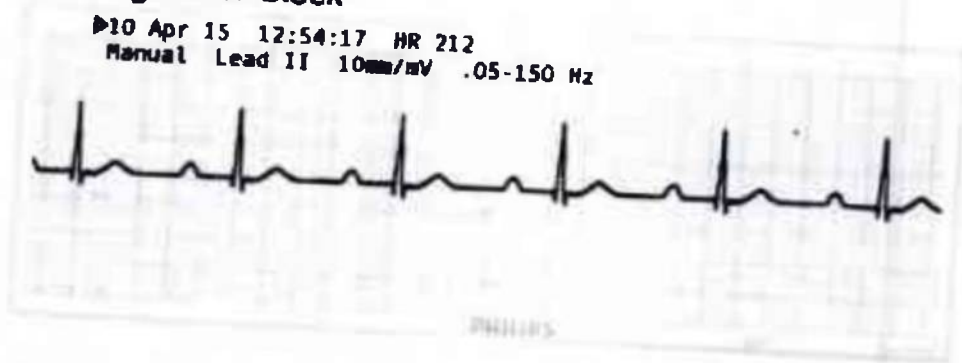


Mahatma Gandhi Medical College & Research Institute (MGMCRI)


Sinus Bradycardia



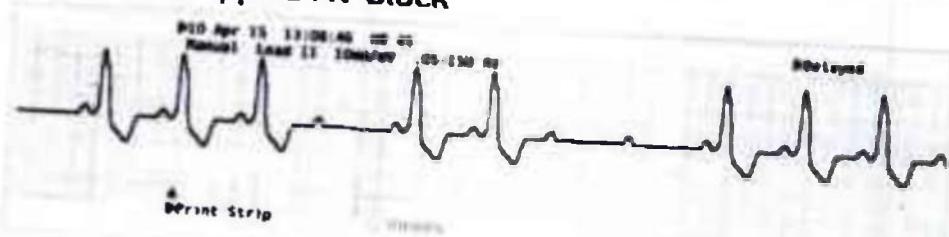
1st degree AV Block



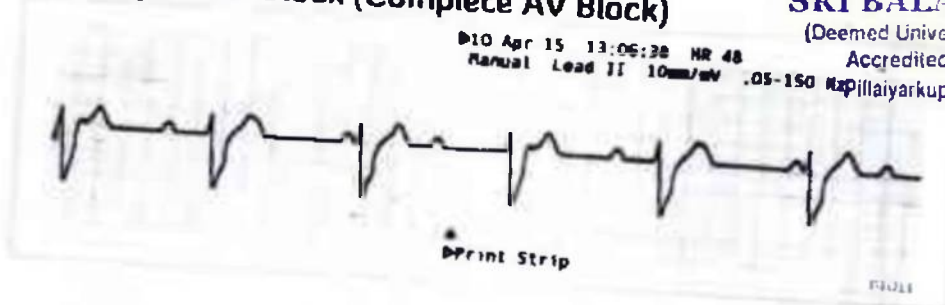
2nd degree Type 1 AV Block



2nd degree Type 2 AV Block



3rd degree AV Block (Complete AV Block)



REGISTRAR
SRI BALAJI VIDYAPEETHAM
(Deemed University vis 3 of UGC ACT, 1956)
Accredited by NAAC with 'A' Grade
Pillaiyarkuppam, Pondicherry-607 402.



Drugs

Anaesthesiology Postgraduates

Dr. Janani .N

Dr. Saranya .N

REGISTRAR
SRI BALAJI APEETH
(Deemed University)
Accredited by the Council for Higher Education
Grade
Pillaiyarkuppam, Pondicherry-607 402.



DRUG NAME	MOA and effects	ONSET and DURATION	DOSAGE & ROUTE OF ADMINISTRATION	INDICATIONS	CONTRAINDICATIONS	SIDE EFFECTS	PRECAUTIONS
Epinephrine (naturally occurring catecholamines)	<ul style="list-style-type: none"> Beta & Alpha adrenergic agonist $\alpha_1 = \alpha_2$; $\beta_1 = \beta_2$ Myocardial stimulation (beta 1) Peripheral vasoconstriction Bronchodilator (beta 2) Mydriatic Hyperglycemic 	Onset: IV - 1 -2 min SC- 5-10min Duration - 5-10 min	Adult: 1 mg IV/IO every 3-5 minutes Pediatric dose: 0.01 mg/kg (0.1 mL/kg of 1:10,000 solution) IV/IO every 3 to 5 min Anaphylaxis: SC/IM :0.5mg IV :100mcg every 3-5 mins followed by infusion. Infusion dose: Range - 0.03-3 mcg/kg/min Nebulisation: (adult and pediatric) 0.5mg/kg dilution (max 5mg) Epidural test dose: 1:200000 (5 mcg/ml)	<ul style="list-style-type: none"> Cardiac arrest (asystole, pulseless electrical activity, ventricular fibrillation), shock states Anaphylaxis 99 Test dose in epidurals and peripheral nerve blocks to rule out vascular placement Co-administration with local anesthetics 	Based on situation	<ul style="list-style-type: none"> Ventricular arrhythmias Cerebrovascular hemorrhage Myocardial Ischemia. 	Halothane (inhalational anaesthesia) - ventricular arrhythmias Limit- 0.15mg

REGISTRAR
SRI BALAJI VIDYAPEETH
 (Deemed University) as 3 of UGC ACT, 1956)
 Accredited by NAAC with 'A' Grade
 Palayarkuppam, Pondicherry-607 402.



DRUG NAME	MOA and effects	ONSET and DURATION	DOSSAGE & ROUTE OF ADMINISTRATION	INDICATIONS	CONTRAINDICATIONS	SIDE EFFECTS	PRECAUTIONS
Amlodarene	<ul style="list-style-type: none"> Class III Antiarrhythmic drug. Possesses characteristics of all 4 classes. Inhibits sodium channels at rapid pacing frequencies (Class I); Suppresses AV node via sympathetic activity (Class II); Blocks potassium channels, which prolongs the cardiac action potential(Class III); Negative inotropy by blocking L-type calcium channels (Class IV). 	<p>Onset :iv < 30min</p> <p>Duration : variable</p> <p>Elimination Half life of single dose - 56 days</p>	<p>Cardiac arrest:</p> <p>Adult: 300 mg initial dose; 150 mg second dose after 2nd shock.</p> <p>Pediatric: 5 mg/kg IV or IO; may repeat twice at same dose; maximum of 15 mg/kg</p> <p>Refractory tachyarrhythmias: 150mg iv bolus over 10 mins followed by infusion : 1 mg/min for 6 hrs 0.5mg/min for 18hrs</p>	<ul style="list-style-type: none"> Ventricular tachycardia. Ventricular fibrillation refractory to defibrillation; second-line after epinephrine. Atrial fibrillation /flutter and other supraventricular tachycardias. 	<ul style="list-style-type: none"> Prolonged QT interval. Second degree AV block Complete AV block. Hepatotoxicity Porphyria 	<ul style="list-style-type: none"> Bradycardia Hypotension 	



DRUG NAME	MOA and effects	ONSET and DURATION	DOSAGE & ROUTE OF ADMINISTRATION	INDICATIONS	CONTRAINDICATIONS	SIDE EFFECTS	PRECAUTIONS
Lidocaine	<ul style="list-style-type: none">• Antiarrhythmic class 1b, weak sodium channel blocker• Delays spontaneous phase 4 depolarisation.	<p>Onset :IV- 45-90secs (bolus)</p> <p>Duration - 10 - 20 min (IV bolus)</p> <p>Context sensitivity time (after 3days infusion) - 20 - 40 min</p> <p>Elimination half life - 1.5 -2hrs</p>	<p>Adult: 1-1.5mg/kg Initial dose IV</p> <p>Repeat doses: 0.5-0.75mg/kg IV with total maximum loading dose of 5mg/kg.</p> <p>Pediatric Dose: Give 1mg/kg IV bolus.</p> <p>Local anaesthetic toxic dose: 5mg/kg</p> <p>7mg/kg (with adrenaline)</p> <p>Suppress pressor response: 1.5mg/kg (30-60 secs before intubation)</p>	<ul style="list-style-type: none">• Monomorphic VT• Refractory Ventricular fibrillation (VF)• Pulseless ventricular tachycardia (pVT)• Prevention of intubation response• Stress response	<ul style="list-style-type: none">• Wolff-Parkinson-White Syndrome• II degree or III degree Heart Block• Adams Stokes Syndrome	Local anesthetic systemic toxicity	<ul style="list-style-type: none">• Atrial arrhythmias <p>Respiratory Depression</p>

REGISTRAR
SRI BALAJI VIDYAPEETH
(Deemed University under UGC ACT, 1956)
Accredited by NMAC with 'A' Grade
Pillaiyarkuppam, Pondicherry-607 402.

DRUG NAME	MOA and effects	ONSET and DURATION	DOSAGE & ROUTE OF ADMINISTRATION	INDICATIONS	CONTRAINDICATIONS	SIDE EFFECTS	PRECAUTIONS
Atropine	<ul style="list-style-type: none"> • Anticholinergic (muscarinic antagonist) • Blocks the neurotransmitter acetylcholine in the central and peripheral nervous systems through competitive inhibition 	<p>Onset: IV - < 30 secs</p> <p>Duration : 30 min</p>	<p>Adult :</p> <p>Bradycardia: 0.5mg IV/IO. Repeat every 3 to 5 minutes with a maximum dose of 3mg.</p> <p>Neuromuscular blockade reversal: IV: 25-30 mcg/kg 30-60 seconds before neostigmine vagolytic dose: 2-3mg</p>	<ul style="list-style-type: none"> • Symptomatic Bradycardia • II degree Heart block Mobitz type 1 / III degree heart block (in presence of AV Node escape rhythm) • OPC Poisoning 	<ul style="list-style-type: none"> • Acute MI • Tachycardia • Post Heart Transplant • Glaucoma 	<ul style="list-style-type: none"> • Central cholinergic syndrome. • Reflex bradycardia when given in lower doses 	<ul style="list-style-type: none"> • Use cautiously in myocardial ischemia because it increases myocardial oxygen demand. • Not effective for Hypothermic Bradycardia



DRUG NAME	MOA and effects	ONSET and DURATION	DOSAGE & ROUTE OF ADMINISTRATION	INDICATIONS	CONTRAINDICATIONS	SIDE EFFECTS	PRECAUTIONS
Magnesium (MgSO ₄ 1 gram = 4 mmol, 8 mEq, or 98 mg of elemental magnesium.)	<ul style="list-style-type: none"> • Non competitive NMDA antagonism, • Ca ++ antagonist and blunts the release of catecholamines <p>Effects :</p> <ul style="list-style-type: none"> • Potentiates Non depolarizing muscle relaxants • Tocolysis (calcium antagonism) • Preeclampsia • Neuroprotective in cerebral palsy 	Onset - IV immediate IM - 1hr Duration : IV - 30 min IM - 3-4 hrs	<p>Adult :</p> <p>With a pulse: 1-2g slow IV/IO infusion over 5-60 minutes, followed with a maintenance infusion of 0.5-1g/hr. (Magnesium should be diluted in 50-100ml of D₅W.)</p> <p>Cardiac arrest: 1-2gm slow IV/IO infusion over 5-20 minutes. (Magnesium should be diluted in 50-100ml of D₅W.)</p> <p>In instances of severe renal impairment do not give more than 20g in 48 hours.</p> <p>Pediatric : Give 25-50mg/kg IV/IO over 15-30 minutes with a max dose of 2g. (Magnesium should be diluted in 10mg/ml of D₅W.)</p> <p>Therapeutic range is a serum level of 4-7 mEq/L.</p>	<ul style="list-style-type: none"> • Torsades de pointes during cardiac arrest • Atrial fibrillation • Hypomagnesemia • Digitalis Toxicity • Asthma attacks resilient to first line therapy • Preeclampsia • Obtund pressor response during intubation • Postoperative analgesia • Preterm labour • Shivering 	<ul style="list-style-type: none"> • Hypermagnesemia • Hypocalcemia • Neuromuscular disorders such as myasthenia gravis or Eaton-Lambert syndrome 	<ul style="list-style-type: none"> • Magnesium intoxication- • Hypotension, CNS depression • Respiratory paralysis 	<ul style="list-style-type: none"> • Monitor renal function, blood pressure, respiratory rate, and deep tendon reflex when magnesium sulfate is administered parenterally. • Attenuates Hypoxic Pulmonary Vasoconstriction • Crosses the placenta and cause neonatal hypotonia and neonatal depression in severe magneemia.

REGISTRAR
SRI BALAJI VIDYAPEETH
 (Deemed University under UGC ACT, 1956)
 Accredited by NAAC with 'A' Grade
 Pillaiyarkuppam, Pondicherry-607 402.

DRUG NAME	MOA and effects	ONSET and DURATION	DOSAGE & ROUTE OF ADMINISTRATION	INDICATIONS	CONTRAINDICATIONS	SIDE EFFECTS	PRECAUTIONS
Adenosine	<ul style="list-style-type: none"> Prolongs AV node conduction, by inhibiting L-type calcium channels in cardiac tissue nodes. Antagonizes cAMP mediated norepinephrine stimulation of ventricular muscle. Pharmacological stress during nuclear stress tests	Onset: IV - 20-30 Secs Elimination half life is 10min	Adults : 6mg-12mg-12mg 1 st dose: 6mg IV/10 over 1-3 seconds, immediately followed by 20ml of NS by rapid IV/10. 2 nd dose: If the patient still has an SVT rhythm 1-2 minutes later give 12mg IV/10 over 1-3 seconds, immediately followed by 20ml of NS by rapid IVP/10. Followed by an additional 12 mg IV fast bolus 1-2 minutes Stress test: 0.14 mg/kg/min for 5-6 minutes.	<ul style="list-style-type: none"> Paroxysmal SVT Stable narrow complex SVT/ Monomorphic VT 	<ul style="list-style-type: none"> Polymorphic wide complex Tachycardia Unstable VT I or II degree Heart block 	<ul style="list-style-type: none"> Brief period of Asystole or Bradycardia. Ventricular ectopy Transient AV block Flushing , headache , dyspnea , bronchospasm 	<ul style="list-style-type: none"> Bronchial Asthma Lower dose of 3mg for patients receiving carbamazepine, dipyridamole CNS - Low-dose adenosine induces neuropathic pain, hyperalgesia, and ischaemic pain.

REGISTRAR
SRI BALAJI VIDYAPEETH
 (Deemed University est. 1 of UGC ACT, 1956)
 Accredited by NAAC with 'A' Grade
 Puttairkuppam, Pondicherry-607 403.



DRUG NAME	MOA and effects	ONSET and DURATION	DOSEAGE & ROUTE OF ADMINISTRATION	INDICATIONS	CONTRAINDICATIONS	SIDE EFFECTS	PRECAUTIONS
Dopamine (Endogenous catecholamine)	<ul style="list-style-type: none">• Beta adrenergic and dopaminergic agent• $D_1 \gg D_2 \gg \beta \gg \alpha$• Positive chronotropic and inotropic effects on myocardium• D_1 - diuresis (<5 mcg/kg/min)• Alpha and beta - 5-10mcg/kg/minAlpha - >15mcg/kg/min	IV - 2-4 mins Duration -10 min Elimination half life - 2min	Infusion dose: 5 to 20µg/kg/min IV/IO	<ul style="list-style-type: none">• Second line drug for Symptomatic Bradycardia (after atropine)Severe Hypotension	NIL	<ul style="list-style-type: none">• Sinus tachycardia• Arrhythmias• Euthyroid sick syndrome (inhibition of thyrotropin releasing hormone)	<ul style="list-style-type: none">• Correct Hypovolemia before initiating Dopamine• Caution in cardiogenic shock with CHF• Inactivated by alkaline solutions• Patients on MAOIs

REGISTRAR
SRI BALAJI VIDYAPEETH
(Deemed University under UGC ACT, 1956)
Accredited by NAAC with 'A' Grade
Pillayaruppam, Pondicherry-607 402.

DRUG NAME	MOA and effects	ONSET and DURATION	DOSAGE & ROUTE OF ADMINISTRATION	INDICATIONS	CONTRAINDICATIONS	SIDE EFFECTS	PRECAUTIONS
Nor adrenaline (Endogenous catecholamine)	<ul style="list-style-type: none"> $\alpha_1 = \alpha_2; \beta_1 \gg \beta_2$ Arterial and venous vasoconstriction 	Onset : 1-2 min Duration : Elimination half life - 2 min	Infusion dose : 0.01-3 mcg/kg/min	<ul style="list-style-type: none"> Cardiogenic , anaphylactic, and septic shock 	NIL	<ul style="list-style-type: none"> Bradycardia Tissue Hypoxia & Ischaemic injury 	Extravasation through peripheral veins.
Dobutamine Synthetic catecholamine)	<ul style="list-style-type: none"> Racemic mixture(50% (+) and 50% (-) $\beta_1 > \beta_2 \gg \alpha$ (-) isomer is $\alpha_1 \gg \beta_1$ and β_2 (+) is competitive antagonist at α_1 , potent β_1 and β_2 agonist Positive inotropic agent 	Onset : IV - 1-2 min Peak - 10 min Duration : Elimination half life - 2 min	Infusion dose : 5-15mcg/kg/min	<ul style="list-style-type: none"> Resting cardiac stress test Heart failure 		<ul style="list-style-type: none"> Tachyarrhythmias Prolonged infusion - Eosinophilic myocarditis Peripheral eosinophilia 	Extravasation through peripheral veins.

REGISTRAR
SRI BALAJI VIDYAPEETH
 (Deemed University under 3 of IGC ACT, 1956)
 Accredited by NAAC with 'A' Grade
 Pillaiyarkuppam, Pondicherry-607 402.



DRUG NAME	MOA and effects	ONSET and DURATION	DOSAGE & ROUTE OF ADMINISTRATION	INDICATIONS	CONTRAINDICATIONS	SIDE EFFECTS	PRECAUTIONS
Midazolam	<ul style="list-style-type: none">Facilitates GABA increased frequency of chloride channel opening, hyperpolarization. Imidazole ring is open in acidic solutions, ionized and hydrophilic. In physiologic pH, ring is closed, nonionised and lipophilic	Onset IV - Immediate (peak effect - 3-5min) IM - 3-5min Oral - 5-15 min Nasal - 3-5 min Rectal - 5-10 min Duration : Elimination half life - IV - 3hrs IM - 4.2hrs	0.05- 0.15mg/kg IV 0.1-2 mg/kg IM 0.25-0.75 mg/kg oral 0.1-0.2 mg/kg nasal 0.75 -1 mg/kg rectal	<ul style="list-style-type: none">Sedation for cardioversionPremedication - Anxiolysis and amnesia;Emergence delirium;Withdrawal of abuse drugsAnticonvulsantPONVAntipruritic	Situational	Respiratory depression	<ul style="list-style-type: none">Ceiling effectCytochrome P450 inhibition prolongs the duration Pregnancy - category D - floppy baby syndrome

REGISTRAR
SRI BALAJI VIDYAPEETH
(Deemed University) (U-10) (UGC ACT, 1956)
Accredited by NCA (A) Grade
Pillayaruppam, Pondicherry-607 402.



DRUG NAME	MOA and effects	ONSET and DURATION	DOSEAGE & ROUTE OF ADMINISTRATION	INDICATIONS	CONTRAINDICATIONS	SIDE EFFECTS	PRECAUTIONS
Fentanyl	<ul style="list-style-type: none"> Lipophilic Opioid Agonist. binds mu opioid receptor, G protein coupling regulates adenylatecyclase, reducing concentrations of cAMP. 	Onset IV - 2-5 min IM - 10-15 min Duration : 1-2 Hrs Context sensitivity half time (4hr infusion) - 260 min Elimination half life: 7-12 hrs	IV Induction dose : 1.5- 3 mcg/kg Epidural 50-100 mcg Spinal 10-25 mcg Infusion dose: 1-2 mcg /kg/hr PCA - 10mcg IV with 5-10mins lockout time with basal rate< 50mcg/hr with demand dose of 20mcg. Maximum dose in 4 hrs 300mcg	<ul style="list-style-type: none"> Intra and post operative analgesia Adjunct in regional anesthesia Sedation 		<ul style="list-style-type: none"> Respiratory depression Chest wall rigidity (the 'wooden chest' phenomenon) 	
Morphine	<ul style="list-style-type: none"> Agonist at mu and kappa opioid receptor. Hydrophilic opioid 	Onset : IV IM Duration : 4-5 hrs (iv) Context sensitivity half life: Elimination half life: 2-3 hrs	IV - 0.05 - 0.1 mg/kg IM - 0.1-0.2mg/kg Sublingual - 0.2 - 0.4mg Q8H	<ul style="list-style-type: none"> Premedication Analgesic Left ventricular failure Pulmonary edema 	<ul style="list-style-type: none"> hepatic failure 	<ul style="list-style-type: none"> nausea vomiting constipation histamine release - pruritis delayed respiratory depression miosis urinary retention 	<ul style="list-style-type: none"> Hypopituitarism Hypothyroidism Bronchial asthma

REGISTRAR
 SRI BALAJI VIDYAPEETH

(The Andhra Pradesh Drug Act, 1956)

Grade



DRUG NAME	MOA and effects	ONSET and DURATION	DOSAGE & ROUTE OF ADMINISTRATION	INDICATIONS	CONTRAINDICATIONS	SIDE EFFECTS	PRECAUTIONS
Diltiazem	<ul style="list-style-type: none"> • Nondihydropyridine Calcium channel blockers(class IV Antiarrhythmic) • Slows AV node conduction and increase AV Node refractoriness • Potent peripheral and coronary vasodilator • negative inotrope 	Onset :IV - 3min Duration : 1-10 hr Elimination half life:3-9hrs	For paroxysmal svt , atrial flutter, atrial fibrillation: Initial Dose :15- 20 mg (0.25mg/kg) IV for 2 minutes Additional dose : In 15 minutes 20-25mg iv over 2 mins Maintenance dose :5-10mg/hr IV infusion not more than 15 mg/hr upto 24hrs	<ul style="list-style-type: none"> • Refractory reentry SVT in patients with narrow QRS complex & adequate BP • Atrial flutter • A .fibrillation • Angina pectoris • Hypertension • Migraine prophylaxis 	<ul style="list-style-type: none"> • Hypotension (systolic BP < 90mmhg) • WPW syndrome • Sick sinus syndrome except in patients with functioning ventricular pacemaker. • AV Block without pacemaker • Prinzmetal's angina • COPD • CHF 	<ul style="list-style-type: none"> • Headache • Hypotension • Dizziness • Bradycardia 	<ul style="list-style-type: none"> • Patients receiving oral Beta Blockers

REGISTRAR
SRI BALAJI VIDYAPEETH
 (Deemed University under UGC ACT, 1956)
 Accredited by NAAC with 'A' Grade
 Pillaiyarkuppam, Pondicherry-607 402.

DRUG NAME	MOA and effects	ONSET and DURATION	DOSAGE & ROUTE OF ADMINISTRATION	INDICATIONS	CONTRAINDICATIONS	SIDE EFFECTS	PRECAUTIONS
Verapamil	<ul style="list-style-type: none"> • Non-dihydropyridine L-TYPE Calcium channel blockers(class IV Antiarrhythmic agent) • Suppresses SA node and ventricular automaticity • prolongation of AV nodal ERF 	Onset IV - 1-5min Duration : 1-6 hr Elimination half life : 6-12 hrs	Initial Dose 2.5-5 mg; IV for 2 min: Repeat as 5-10 mg every 15-30 mins / total dose of 20 to 30 mg	<ul style="list-style-type: none"> • Control ventricular rate in Atrial fibrillation or atrial flutter • PSVT • Hypertension • Angina 	<ul style="list-style-type: none"> • Broad QRS complex • WPW • Ventricular tachycardia • Post MI • Partial Heart block • Sick Sinus Syndrome 	<ul style="list-style-type: none"> • Symptomatic Hypotension • Sinus Bradycardia • Cardiac arrest • A-V block • Non obstructive Paralytic Ileus 	
Digoxin	<ul style="list-style-type: none"> • Cardiac Glycoside with positive inotropic effects by intracellular calcium accumulation. • Binds to Na⁺ /K⁺ ATPase channel in cardiac myocytes, decreasing its function. • slows Av node conduction 	Onset IV- 5-30min Slow onset Peak effect - 1.5 - 4hrs Duration : 2-4 days Elimination half life: 36 hrs	Total Loading Dose: 8 - 12 mcg/kg; half should be administered initially over 5 mins; remaining portion as 25% fractions at 4-8 hr intervals.	<ul style="list-style-type: none"> • Ventricular rate control in Atrial fibrillation & Atrial flutter • Alternative drug for Reentry SVT. • Mild to moderate CHF 	<ul style="list-style-type: none"> • Hypokalemia • Renal & Hepatic Disease • Thyrotoxicosis • VT • WPW Syndrome 	<ul style="list-style-type: none"> • Pulsusbigemini • Ventricular Extrasystoles • VT, VF • Cardiac toxicity • AV Block • Nausea • Vomiting 	<ul style="list-style-type: none"> • With amiodarone; decrease the digoxin dose to 50% • Avoid electrical cardioversion unless it is life threatening , give low energy shock (10 -20 J)





DRUG NAME	MOA and effects	ONSET and DURATION	DOSAGE & ROUTE OF ADMINISTRATION	INDICATIONS	CONTRAINDICATIONS	SIDE EFFECTS	PRECAUTIONS
Metoprolol Esmolol Propranolol Labetolol	<ul style="list-style-type: none"> Metoprolol and esmolol - Selective Beta 1 receptor blocker Propranolol - beta 1 and beta 2 Labetolol - Beta Blocker with Alpha blocking activity 	Onset: Metoprolol - Immediate (iv) Elimination half life - 3-4 hrs Esmolol - 90 seconds (rapid onset) Elimination half life - 2 min Propranolol - 2-10 min (iv) Duration : 5min	Metoprolol - 1-15mg iv over 5mins Esmolol - 50 - 300mcg/kg/min Propranolol - 0.5-1 mg to max 3 mg Labetolol - 10 to 20 mg IV over 2mins (double the dose maximum - 80mg/dose) Total maximum dose - 300 mg	<ul style="list-style-type: none"> Angina Hypertension To control heart rate 	<ul style="list-style-type: none"> Heart block Sick sinus syndrome Bradycardia Cardiogenic Shock Bronchial Asthma 	<ul style="list-style-type: none"> dizziness, tired feeling depression Confusion memory problems nightmares trouble sleeping diarrhea 	

REGISTRAR
SRI BALAJI VIDYAPEETH
 (Deemed University as per UGC ACT, 1956)
 Accredited by NAAC with 'A' Grade
 Pillayaruppatti, Pondicherry-607 402.

DRUG NAME	MOA and effects	ONSET and DURATION	DOSEAGE & ROUTE OF ADMINISTRATION	INDICATIONS	CONTRAINDICATIONS	SIDE EFFECTS	PRECAUTIONS
Calcium	<ul style="list-style-type: none"> Calcium gluconate (10%) 1gm containing 4.65 mEq has elemental calcium of 93mg Calcium Chloride 1g containing 13.6 mEq has elemental calcium of 273 mg 	Onset: IV - immediate Duration : 30 min - 2 hr for 1gm.	CARDIAC ARREST due to hyperkalemia: 1- 3 gm iv over 2-5 mins HYPOCALCEMIA: Mild (ionized calcium: 4 to 5 mg/dL [1 to 1.2 mmol/L]): 1 to 2 g over 2 hours; asymptomatic patients may be given oral calcium Moderate to severe (without seizure or tetany; ionized calcium: <4 mg/dL [<1 mmol/L]): 4 g over 4 hours Severe symptomatic (eg, seizure, tetany): 1 to 2 g over 10 minutes; repeat every 60 minutes until symptoms resolves	<ul style="list-style-type: none"> Cardiac arrest due to hyperkalemia. Hyperkalemia treatment Hypotension treatment Magnesium toxicity in preclampsia or eclampsia 	<ul style="list-style-type: none"> Hypercalcemia Ceftriaxone 	<ul style="list-style-type: none"> Bradycardia Hypotension Constipation Extravasation necrosis Hyperphosphatemia Hypokalemia Hypomagnesemia 	



REGISTRAR
SRI BALAJI VIDYAPEETH
 (Deemed University w/o 3 of UGC ACT, 1956)
 Accredited by NAAC with 'A' Grade
 Pillaiyarkuppam, Pondicherry-607 402.



DRUG NAME	MOA and effects	ONSET and DURATION	DOSSAGE & ROUTE OF ADMINISTRATION	INDICATIONS	CONTRAINDICATIONS	SIDE EFFECTS	PRECAUTIONS
Sodium bicarbonate (8.4% = 84mg/ml)	1 ml = 1 mEq 1g of NaHCO ₃ provides ~12 mEq each of sodium and bicarbonate ions	Onset IV - 15 min	Cardiac arrest due to metabolic acidosis : IV: Initial: 1 mEq/kg/dose; repeat doses should be guided by arterial blood gases HCO ₃ ⁻ (mmol) = 0.3 x weight (kg) x base deficit (mmol/l) Administer 1/2 dose initially over 30 mins to 1 hr, then remaining 1/2 dose over the next 24 hours; monitor pH, serum HCO ₃ ⁻ , and clinical status	<ul style="list-style-type: none"> Cardiac arrest Severe Metabolic acidosis (PH < 7.15 and HCO₃ < 10 mEq) Hyperkalemia Renal tubular acidosis Overdose of TCA. 	<ul style="list-style-type: none"> Gastrointestinal loss (severe vomiting) and patients on diuretics - risk of hypochloremic alkalosis 	<ul style="list-style-type: none"> Hypernatremia Hyperosmolarity severe pulmonary edema hypocalcemia gastric distension intracranial acidosis rebound alkalosis 	<ul style="list-style-type: none"> rapid IV injection may cause intracranial bleed elderly CHF Cirrhosis Edema Heart failure Peptic ulcer disease Renal impairment

REGISTRAR
SRI BALAJI VIDYAPEETH
 (Deemed University) 1983 of MMR ACT, 1956)
 Accredited by NMC with A Grade
 Pillayarappan, Pondicherry-607 402.

DRUG NAME	MOA and effects	ONSET and DURATION	DOSAGE & ROUTE OF ADMINISTRATION	INDICATIONS	CONTRAINDICATIONS	SIDE EFFECTS	PRECAUTIONS
Potassium chloride	<ul style="list-style-type: none"> • Availability - 150mg/ml • 10ml - 20 mEq of K⁺ and Cl • 10 mEq of potassium chloride increases serum potassium by 0.1mEq/L 	Variable	<p>Serum potassium >2.5 to 3.5 mEq/L: 10 mEq/hour; (peripheral line) maximum 24-hour dose:200 mEq</p> <p>Serum potassium <2.5 mEq/L or symptomatic hypokalemia: (central line only): 40 mEq/hour; up to 400 mEq/24 hours.</p>	<ul style="list-style-type: none"> • Hypokalemia 	<ul style="list-style-type: none"> • Hyperkalemia • Ckd on renal replacement therapy • hypersensitivity 	<ul style="list-style-type: none"> • Asystole • Hyperkalemia • Abdominal pain • Abdominal distress • Dyspnea 	<ul style="list-style-type: none"> • Cardiovascular disease • Hepatic impairment • Renal impairment • Thrombophlebitis



REGISTRAR
SRI BALAJI VIDYAPEETH
 (Deemed to be University) of UGC ACT, 1956)
 Accredited by AICTE with Grade
 Pilleiyarkuppam, Pondicherry-607 402.

ADVANCED CARDIAC LIFE SUPPORT

ACLS Provider



**ADVANCED
MEDICAL
CERTIFICATION™**

This card certifies that the individual listed above has successfully completed the evaluations in accordance with the curriculum of Advanced Medical Certifications (AMC) Advanced Cardiac Life Support (ACLS) program, based on the latest AHA Standards and Guidelines.

Issue Date

REGISTRAR
SRI BALAJI VIDYAPEETH
(Deemed University u/s 3 of UGC ACT, 1956)
Accredited by NAAC with 'A' Grade
Pillaiyarkuppam, Pondicherry - 607 402.

Recommended Renewal Date

This document is attested from page 1-51

REGISTRAR
SRI BALAJI VIDYAPEETH
(Deemed University u/s 3 of UGC ACT, 1956)
Accredited by NAAC with 'A' Grade
Pillaiyarkuppam, Pondicherry - 607 402.

BASIC LIFE SUPPORT

**BLS
Provider**



**American
Heart
Association**

**has successfully completed the cognitive and skills evaluations
in accordance with the curriculum of the
American Heart Association Basic Life Support (CPR and AED) Program.**

Date Completed

13 Jan 2020

Expiration Date

Jan 2022

Training Center Name

Instructor Name

Dr. Arulmozhi

Training Center ID

ZZ21037

Instructor ID

12180739310

Training Center City, Country

eCard Code

A40B0B235188

Training Site Name

QR Code



To view or verify authenticity, students and employers should scan this QR code with their mobile device or go to www.cprverify.org
© 2016 American Heart Association. All rights reserved. 15-2800 7/16

REGISTRAR
SRI BALAJI VIDYAPEETH
(Deemed University u/s 3 of UGC ACT, 1956)
Accredited by NAAC with 'A' Grade
Pillaiyarkuppam, Pondicherry-607 402.

Description: BLS for MGHCRI CRR1 on 29th DEC 2020

Course: BLS: BLS for Healthcare Providers Course (English International Version)

Course Start Date: 29 Dec 2020

ITC: Medical Simulation Centre, MGHCRI

Training Site:

Status: Locked

Quantity: 18

Primary Instructor: Dr. Arulmozhi


Secondary Instructor: Dr. Jaya V

Additional Instructor 1: Dr. Bhuvanesswar K.C

Additional Instructor 2: ARUNRAJ M

#	Verification Code Number	Student	Status	Student Name
1	8e18158d5307	Prabakaran B <praba1980@live.in>		Mr.B. Prabakaran
2	0340865c78f7	Dr. Reshma R <reshmacluny@gmail.com>	passed	Dr.Reshma R
3	92bf7ce73789	Dr.sahana Shankari <sahanashankari97@gmail.com>	passed	Dr.Sahana shankari S
4	3fd18e2b6490	Dr Shribalaji <drshribalaji@gmail.com>	passed	Dr.Shribalaji I
5	f846a586a162	Dr. SARUNYAA T <tsaru97@gmail.com>	passed	Dr.Sarunyaa T
6	d54b4bc327c2	Dr. Prasanna Raj R.E <prasannaraj28@gmail.com>	passed	Dr.Prasanna Raj R.E
7	d77a3967a340	Dr priya lakshmi S <priyasundhar25@gmail.com>	passed	Dr.Priya lakshmi . S
8	238f9d407def	Dr.Rishitha M <rishitha.sony1997@gmail.com>	passed	Dr.Manne Rishitha
9	e9c0b9d42574	Dr. Safin M <safurabi97@gmail.com>	passed	Dr.Safin matheen
10	1abe9fccc82b	Rathi devi K <rathi2698@gmail.com>	passed	Dr.Rathi Devi. k
11	ab40435af43c	Reshma Chandrasekaran <killerreshma@gmail.com>	passed	Dr.Reshma C C

#	Verification Code Number	Student	Status	Student Name
12	dde68b31d81e	Dr. Rajashree Thangavelu <rajashreeraji@yahoo.com>	passed	Dr.T. RAJASHREE
13	5ea5944801e3	Rishika Anand <rishikaanand6@gmail.com>	passed	Dr. Rishika
14	aa5273dc3f3e	Renuka S <renukasarathy200@gmail.com>	passed	Dr.Renuka. S
15	83d3632c86b7	Dr.safath ali M <safath546@gmail.com>	passed	Dr.M.SAFATH ALI
16	c475d021616b	Dr Sathya prakasam <psathyaprakasham@gmail.com>	passed	Dr.P.sathya prakasam
17	3e7ae3f9e810	Dr. Sahana M <sahanamohammed.sm@gmail.com>	passed	Dr.Sahana. M
18	50e2212ce590	Dr.Preetha Ganga Sekar <preethaifeb@gmail.com>	passed	Preetha Ganga Sekar


REGISTRAR
SRI BALAJI VIDYAPETH
 (Deemed University and set up by ACT, 1956)
 Accredited by NAAC with 'A' Grade
 Pillaiyarkuppam, Pondicherry-607 402.

Description: ACLS For MGMCRI Interns on 30 & 31st December 2020

Course: ACLS: Advanced Cardiovascular Life Support Course (English International Version)

Course Start Date: 30 Dec 2020

ITC: Medical Simulation Centre, MGMCRI

Training Site:

Status: Locked

Quantity: 18

Primary Instructor: Dr. Sripriya R

Secondary Instructor: Dr. Arulmozhi

Additional Instructor 1: Dr. Jaya V

Additional Instructor 2: ARUNRAJ M

#	Verification Code Number	Student	Status	Student Name
1	e82e7005164f	Dr. Reshma R <reshmacluny@gmail.com>	passed	Dr. Reshma R
2	ccf2b9fb179b	Dr. sahana Shankari <sahanashankari97@gmail.com>	passed	Dr. Sahana Shankari S
3	fe10a1c3db93	Dr Shribalaji <drshribalaji@gmail.com>	passed	Dr. Shribalaji I
4	a8fd0bd4b92a	Dr. SARUNYAA T <tsaru97@gmail.com>	passed	Dr. Sarunyaa T
5	9e1b75137c5c	Dr. Prasanna Raj R.E <prasannaraj28@gmail.com>	passed	Dr. Prasanna Raj R.E
6	2e65cbce08c9	Dr priya lakshmi S <priyasundhar25@gmail.com>	passed	Dr. Priya lakshmi S
7	d25f2e3413bc	Dr. Rishitha M <rishitha.sony1997@gmail.com>	passed	Dr. Manne Rishitha
8	c446c427a641	Dr. Safin M <safurabi97@gmail.com>	passed	Dr. Safin Matheen
9	c93c424624a3	Rathi devi K <rathi2698@gmail.com>	passed	Dr. Rathi Devi. K
10	db8ec5b3565f	Reshma Chandrasekaran <killerreshma@gmail.com>	passed	Dr. Reshma C
11	2c6a653e8cd4	Dr. Rajashree Thangavelu <rajashreeraji@yahoo.com>	passed	Dr. T. Rajashree

#	Verification Code Number	Student	Status	Student Name
12	6b07ecb0e2f3	Rishika Anand <rishikaanand6@gmail.com>	passed	Dr. Rishika
13	b34d77587a46	Renuka S <renukasarathy200@gmail.com>	passed	Dr. Renuka S
14	164fd5796b5f	Dr.safath ali M <safath546@gmail.com>	passed	Dr. M.Safath Ali
15	0dbf60787f66	Dr Sathya prakasam <psathyaprakasham@gmail.com>	passed	Dr. P.Sathya Prakasam
16	42bb9f19e910	Dr. Sahana M <sahanamohammed.sm@gmail.com>	passed	Dr. Sahana M
17	c405a8efa778	Dr.Preetha Ganga Sekar <preetha1feb@gmail.com>	passed	Preetha Ganga Sekar
18	3b1d78a596bc	SREE DANUSYA <shinedanusya@gmail.com>	passed	Dr.Sree Danusya


REGISTRAR
SRI BALAJI VIDYAPEETH
 (Deemed University U.S. & U.K. ACT 1986)
 Accredited by NAAC with 'A' Grade
 Palayamkottam, Pondicherry-607 402.

Description: BLS for MGMCRI Interns on 04th August 2020
 Course: BLS: BLS for Healthcare Providers Course (English International Version)
 Course Start Date: 4 Aug 2020
 ITC: Medical Simulation Centre, MGMCRI
 Training Site:
 Status: Locked
 Quantity: 7
 Primary Instructor: ARUNRAJ
 Secondary Instructor: Kamalasundar.T
 Additional Instructor 1: Dr. Siva Ranganathan Green

#	Certificate Number	Status	Student Name
1	e23da28a2aee	passed	Dr.Nitin Katakam
2	361cc2bb163c	passed	Dr.Nandhini S.T
3	843a6b6c0766	passed	Dr.Mona K
4	d1ef99d6abe3	passed	Dr.Monica Freeda.M
5	c1dc0e14a248	passed	Dr.Mohamed Asfak Fahim.M
6	e5da2a4459a6	passed	Dr.Mohammed hussain.A
7	151a5cb3bc62	passed	Navaneetha Krishnan S

REGISTRAR
SRI BALAJI VIDYAPERTHI
 (Deemed University u/s 3 of UGC ACT, 1956)
 Accredited by NAAC with 'A' Grade
 Pillaiyarkuppam, Pondicherry-607 402.

Description: ACLS For MGMCRI Interns and PG on 05&06th August 2020
 Course: ACLS: Advanced Cardiovascular Life Support Course (English International Version)
 Course Start Date: 5 Aug 2020
 ITC: Medical Simulation Centre, MGMCRI
 Training Site:
 Status: Locked
 Quantity:
 Primary Instructor: Dr. Sripriya R
 Secondary Instructor: ARUNRAJ
 Additional Instructor 1: Dr. Siva Ranganathan Green

#	Certificate Number	Status	Student Name
1	61142bbe20bb	passed	Dr.Nitin Katakam
2	53df2319bf5d	passed	Dr.Nandhini S.T
3	1ce78a950fa3	passed	Dr.Mona K
4	aaa3559c6487	passed	Dr.Monica Freeda.M
5	03b46eb92432	passed	Dr.Mohamed Asfak Fahim.M
6	78185a5e9eb0	passed	Dr.Mohammed hussain.A
7	62cae3501e59	passed	Dr.Navaneetha Krishnan S
8	827e0b5e3910	passed	Dr.Mohammed Tavfiq.M

REGISTRAR
 SRI BALAJI VIDYAPETHI
 (Deemed University u/s 3 of UGC ACT, 1956)
 Accredited by NAAC with 'A' Grade
 Pillaiyarkuppam, Pondicherry-607 402.

Description: BLS for IGIDS Interns on 16th October 2020
 Course: BLS: BLS for Healthcare Providers Course (English International Version)
 Course Start Date: 16 Oct 2020
 ITC: Medical Simulation Centre, MGMCRI
 Training Site:
 Status: Locked
 Quantity: 12
 Primary Instructor: Dr. Arulmozhi
 Secondary Instructor: Thamizhp pozhil
 Additional Instructor 1: Arya varma

#	Certificate Number	Student	Status	Student Name
1	5bb59c7bdf7c	Dr.P.Angeline Hephzibah <angelinehephzibah313@gmail.com>	passed	Dr.Angeline Hephzibah. P
2	becfbc311246	Dr Bavithran B <bavansundar@gmail.com>	passed	Dr.Bavithran. B
3	605fc79decdc	Dr.Benson paul <bensonpaul41@gmail.com>	passed	Dr.Benson Paul
4	9291af805d15	Dr keerthana A <keerthanaarivu98@gmail.com>	passed	Dr.A. Keerthana
5	af8189a88921	Dr.Rafiya A <rafiyaroshan98@gmail.com>	passed	Dr.A. Rafiya
6	0fcb2405b256	Dr.Sujetha Gnanakannan <sujethag@gmail.com>	passed	Dr.Sujetha Gnana Kannan
7	f97e47b56851	Dr Aarthi Srinivasan <aarthisrinivasan07@gmail.com>	passed	Dr.S. Aarthi
8	3e374ebaafd4	Dr.v Veni <venivsv122414@gmail.com>	passed	Dr.V. Veni
9	4e489c175d94	Dr. Kishore K <ikkish97@gmail.com>	passed	Dr.Kishore. K
10	f651480e7ec3	Dr.Chamundeeswari P <chamuparthasarathy@gmail.com>	passed	Dr.P. Chamundeeswari
11	53cf66b450d8	Dr.P KAVIYA <kavijanani4@gmail.com>	passed	Dr.P. Kaviya

#	Certificate Number	Student	Status	Student Name
12	4023e0cf012b	Dr. Shabnam N <nshabnam2010@gmail.com>	passed	Dr. Shabnam N

REGISTRAR
SRI BALAJI VIDYAPEETH
(Deemed University) U-3 of UGC ACT, 1956
Accredited by NAAC with 'A' Grade
Pittampalam, Pondicherry - 607 405.

Description: BLS for IGIDS Interns on 19th October 2020
 Course: BLS: BLS for Healthcare Providers Course (English International Version)
 Course Start Date: 19 Oct 2020
 ITC: Medical Simulation Centre, MGMCRI
 Training Site:
 Status: Locked
 Quantity: 12
 Primary Instructor: ARUNRAJ
 Secondary Instructor: Thamizhp pozhil
 Additional Instructor 1: Dr. Kavitha

#	Certificate Number	Student	Status	Student Name
1	1cce8bb8b5de	Dr. Mohamed kishwar M <mohamedkishwar@yahoo.com>	passed	Dr.Mohamed Kishwar
2	0075063a3a8d	Dr.srinivas Sk <srinivassk1997@gmail.com>	passed	Dr.Srinivas S.K
3	56b70a44f3a6	Dr. Krishna Priya <krishnabds96@gmail.com>	passed	Dr. Krishnapriya
4	e2b41a60dc47	Dr Sarika S <nithishbharathwaj831@gmail.com>	passed	Dr.Nithish Bharathwaj
5	e5188f6a0e31	Dr Bhargavi <kavi2bds@gmail.com>	passed	Dr. Bhargavi
6	b078c540672a	Dr. Sarika A. S <sarikarocker@gmail.com>	passed	Dr.Sarika A.S
7	ebef88075384	Annie Valentina <annievalentina98@gmail.com>	passed	Dr. Annievalentina
8	98e7517d516a	Dr.Narmadha T <narmadaa19@gmail.com>	passed	Dr. Narmadha
9	9c77175e26c6	Dr. Shanmugam R <suryashan2697@gmail.com>	passed	Dr.Shanmugam R
10	eb462414e884	Dr.Jency Evanjelin P <jencypaulaugustine@gmail.com>	passed	Dr.Jency Evanjelin
11	da807cbe44d5	Dr julian A <julianaruljoseph@gmail.com>	passed	Dr.Julian A


#	Certificate Number	Student	Status	Student Name
12	eac10c6cc4c8	Dr. Pragathi R.G <pragathiramanathan17@gmail.com>	passed	Dr. R.G Pragathi

REGISTRAR
SRI BALAJI VIDYAPEETHU
(Deemed University under UGC ACT, 1956)
Accredited by NMAC with 'A' Grade
Pillaiyarkuppam, Pondicherry-607 402.

Description: BLS for MGMCRI Interns on 20th Oct 2020
 Course: BLS: BLS for Healthcare Providers Course (English International Version)
 Course Start Date: 20 Oct 2020
 ITC: Medical Simulation Centre, MGMCRI
 Training Site:
 Status: Locked
 Quantity: 17
 Primary Instructor: Dr. Arulmozhi
 Secondary Instructor: ARUNRAJ
 Additional Instructor 1: Dr. G. Prabavathy

#	Certificate Number	Student	Status	Student Name
1	8ff7196fd5c9	Dr Sherniin Felix <sherniin98@gmail.com>	passed	Dr.Sherniin Felix
2	44dfe73148d1	dr.harish kumar <hari8266@gmail.com>	passed	Dr.Harish kumar PV
3	0d100d334431	B.Minthan krish <mirthankrish96@yahoo.com>	passed	Dr.B.Minthan Krish
4	813e7ba58f93	Dr.Ajay Kanna B <ajaythepro@gmail.com>	passed	Dr.Ajay Kanna
5	9eccc4ceae56	Dr.Swedhaa R <swedhaa97@gmail.com>	passed	Dr.Swedhaa R
6	79b4e43676fa	Dr.chandru L <chandruacc1908@gmail.com>	passed	Dr.Chandru L
7	e385e2eebec7	Dr.Swathi P <meetswathi.911@gmail.com>	passed	Dr.Swathi. P
8	4bde819c509c	Dr. Srinithi. G <srinithibalan@gmail.com>	passed	Dr.G. Srinithi
9	544a2160ac3e	Dr Shiny Joselin V <shinyjose79@gmail.com>	passed	Dr.Shiny Joselin V
10	85a10558ab36	Dr Vishali A <vishaliarunagiri2015@gmail.com>	passed	Dr.A. Vishali
11	af100225e56e	Dr.Vishnuvardan V.M <vichuardan@gmail.com>	passed	Dr.V.M. Vishnuvardan
12	1074185fc6ce	Dr. Dhilshan <dhilshan11@gmail.com>	passed	Dr. Dhilshan

#	Certificate Number	Student	Status	Student Name
13	04eb528408b1	Dr. Sujitha P <sujithaprabu19@gmail.com>	passed	Dr.P. Sujitha
14	bc7e9263f309	Dr.Vishnu prakasam N <vishnuprakasam9797@gmail.com>	passed	Dr.N. Vishnuprakasam
15	f9c73280e3a4	Dr Sivaprasad Sivakumar <hcs.prasads.1995@gmail.com>	passed	Dr.Sivaprasad S
16	87570c2c223e	Dr.Manisha T <manishadravidamani1996@gmail.com>	passed	Dr.Manisha. T
17	d906ad8cf8df	Shreenithi Jagadiis <shreejaga9@gmail.com>	passed	Dr.Shreenithi J


REGISTRAR
SRI BALAJI VIDYAPEETH
 (Deemed University u/s 3 of UGC ACT, 1956)
 Accredited by NAAC with 'A' Grade
 Pichayalur, Pondicherry-605 006.

Description: ACLS For MGMCRI Interns on 21 & 22nd Oct 2020
 Course: ACLS: Advanced Cardiovascular Life Support Course
 (English International Version)
 Course Start Date: 21 Oct 2020
 ITC: Medical Simulation Centre, MGMCRI
 Training Site:
 Status: Locked
 Quantity: 18
 Primary Instructor: ARUNRAJ
 Secondary Instructor: Dr. G. Prabavathy
 Additional Instructor 1: Mr. Alok Mallick

#	Certificate Number	Student	Status	Student Name
1	h8eh592e89f8	dr.harish kumar <hari8266@gmail.com>	passed	Dr.Harish kumar PV
2	9888c01e116e	Dr.Ajay Kanna B <ajaythepro@gmail.com>	passed	Dr.Ajay Kanna
3	609c68c097f1	Dr.chandru L <chandruacc1908@gmail.com>	passed	Dr.Chandru L
4	f2d08d3a3ce1	Dr. Srinithi. G <srinithibalan@gmail.com>	passed	Dr.G. Srinithi
5	f8bc7736d204	Dr.Vishnuvardan V.M <vichuwardan@gmail.com>	passed	Dr.V.M. Vishnuvardan
6	8aa8294bb53e	Sridhar S <9585424691sridhar@gmail.com>		Dr.S. Sridhar
7	afa645c662ef	Dr.Manisha T <manishadravidamani1996@gmail.com>	passed	Dr.Manisha. T
8	abd621f204d3	Dr. Dhilshan <dhilshan11@gmail.com>		Dr. Dhilshan
9	efc39df8cd3d	Dr Vishali A <vishaliarunagiri2015@gmail.com>	passed	Dr.A. Vishali
10	cf87a4b0f72c	Dr.Vishnu prakasam N <vishnuprakasam9797@gmail.com>	passed	Dr.N. Vishnuprakasam
11	74bbe4767b21	Dr Sherrin Felix <sherrin98@gmail.com>	passed	Dr.Sherrin Felix

#	Certificate Number	Student	Status	Student Name
12	7b468c56b3ee	B.Mirthan krish <mirthankrish96@yahoo.com>	passed	Dr.B.Mirthan Krish
13	443d948fa31f	Dr. Sujitha P <sujithaprabu19@gmail.com>	passed	Dr.P. Sujitha
14	f9db6ed3cdeb	Dr.Swedhaa R <swedhaa97@gmail.com>	passed	Dr.Swedhaa R
15	5d29aa09200a	Shreenithi Jagadiis <shreejaga9@gmail.com>	passed	Dr.Shreenithi J
16	41c59f6061a6	Dr Sivaprasad Sivakumar <hcs.prasads.1995@gmail.com>	passed	Dr.Sivaprasad S
17	e7c02de7c4da	Dr.Swathi P <meetswathi.911@gmail.com>	passed	Dr.Swathi P
18	6c794bdc36cf	Dr Shiny Joselin V <shinyjose79@gmail.com>	passed	Dr.Shiny Joselin V


REGISTRAR
SRI BALAJI VIDYAPEETHI
 Deemed University under UGC ACT, 1956
 Accredited to NAAC with 'A' Grade
 Palayamkuppam, Pondicherry-607 002

Description: BLS for MGMCRI Interns on 03rd November 2020
 Course: BLS: BLS for Healthcare Providers Course (English International Version)
 Course Start Date: 3 Nov 2020
 ITC: Medical Simulation Centre, MGMCRI
 Training Site:
 Status: Locked
 Quantity: 14
 Primary Instructor: Dr. Arulmozhi
 Secondary Instructor: ARUNRAJ H
 Additional Instructor 1: Dr.Bhuvanesswar K.C

#	Verification Code Number	Student	Status	Student Name
1	5a361a12987f	Dr. Velmurugan P <palaniparameswari56@gmail.com>	passed	Dr.Velmurugan P
2	5a37aa842763	Dr. Nethra J <nethrareed@gmail.com>	passed	Dr.Nethra J
3	1362ef30f694	Dr Iyyappan S <iyapa9716@gmail.com>	passed	Dr.Iyyappan S
4	3db3fd645047	Dr.Vaithilingam V <vaithing@gmail.com>	passed	Dr.V. Vaithilingam
5	8d09dcfdc510	Dr Prasath S <prasath1998@gmail.com>	passed	Dr.Prasath S
6	443ad5399839	Dr Pradeep S <drpradeepchiku97@gmail.com>	passed	Dr.Pradeep S
7	f8d76d6ad4da	Aiswarya A <anbuaiswarya111@gmail.com>	passed	Dr.Aiswarya A
8	32292c1e794e	Raghul Vignesh <raghulvigneshshanmuga@gmail.com>	passed	Dr.Raghul Vignesh S
9	a3cf16a0628b	Dr Sriram S <sapprowsri@gmail.com>	passed	Dr.Sriram S
10	e043fcf84f4c	Dr Girishanth E <giri.eksg@gmail.com>	passed	Dr.Girishanth E
11	b983aebcf689	Dr sudharsan B <sudharsanbaskaran1997@gmail.com>	passed	Dr.B. Sudharsan

#	Verification Code Number	Student	Status	Student Name
12	600535960ad1	Dr.Akila T <aki50000007@gmail.com>	passed	Dr.Akila T
13	3f2cbf676689	Dr. Mohamed Noufal <mohdamednoufal15@gmail.com>	passed	Dr.M.Z.Mohammed Naufal
14	c8a70ba773de	Abinaya Ganesh <abinayaganeshanathan@gmail.com>	passed	Dr.Abinaya G


REGISTRAR
SRI BALAJI VIDYAPEETH
(Recognized by the Government of Tamil Nadu)
Accredited by NAAC with 'A' Grade
Autonomous, Pondicherry-605 006

Description: ACLS For MGMCRI Interns on 4 & 5th November 2020
 Course: ACLS: Advanced Cardiovascular Life Support Course (English International Version)
 Course Start Date: 4 Nov 2020
 ITC: Medical Simulation Centre, MGMCRI
 Training Site:
 Status: Locked
 Quantity: 14
 Primary Instructor: Dr. Arulmozhi
 Secondary Instructor: Dr. Charulatha.R
 Additional Instructor 1: ARUNRAJ M

#	Verification Code Number	Student	Status	Student Name
1	ec249fcfe2b5	Dr. Velmurugan P <palaniparameswari56@gmail.com>	passed	Dr.Velmurugan P
2	c4e497da89d2	Dr. Nethra J <nethraneed@gmail.com>	passed	Dr.Nethra J
3	555e695fa86a	Dr Iyyappan S <iyapa9716@gmail.com>	passed	Dr.Iyyappan S
4	b0430d8e7d7e	Dr Mohamed Noufal <mohdamednoufal15@gmail.com>	passed	Dr.M.Z.Mohammed Naufal
5	dae87f1c4f4c	Dr.Vaithilingam V <vaithing@gmail.com>	passed	Dr.V. Vaithilingam
6	9d255d31f35c	Dr Prasath S <prasath1998@gmail.com>	passed	Dr.Prasath S
7	fe6899f574ae	Dr Pradeep S <drpradeepchiku97@gmail.com>	passed	Dr.Pradeep S
8	a0eed90915fa	Dr.Akila T <aki50000007@gmail.com>	passed	Dr.Akila T
9	815fd2d47f45	Aiswarya A <anbuaiswarya111@gmail.com>	passed	Dr.Aiswarya A
10	7f88f9203f1c	Raghul Vignesh <raghulvigneshshanmuga@gmail.com>	passed	Dr.Raghul Vignesh S
11	cb952e256dda	Dr sudharsan B <sudharsanbaskaran1997@gmail.com>	passed	Dr.B. Sudharsan

#	Verification Code Number	Student	Status	Student Name
12	778138c5f2f9	Abinaya Ganesh <abinayaganeshanathan@gmail.com>	passed	Dr.Abinaya G
13	2d58c6d0e9fd	Dr Sriram S <sapprowsri@gmail.com>	passed	Dr. Sriram
14	2f5f80389b9f	Dr Girishanth E <giri.eksg@gmail.com>	passed	Dr.Girishanth E

REGISTRAR
SRI BALAJI VEDAPATHI
 (Deemed University under UGC ACT, 1956)
 Accredited by NAAC with 'A' Grade
 Pillaiyarkuppam, Pondicherry-607 402.

Description: BLS for MGMCRI Interns on 10th November 2020
 Course: BLS: BLS for Healthcare Providers Course (English International Version)
 Course Start Date: 10 Nov 2020
 ITC: Medical Simulation Centre, MGMCRI
 Training Site:
 Status: Locked
 Quantity: 14
 Primary Instructor: Dr. Arulmozhi
 Secondary Instructor: ARUNRAJ M
 Additional Instructor 1: Dr.Bhuvanesswar K.C

#	Verification Code Number	Student	Status	Student Name
1	6007e0f91a12	Dr Suriya R <suryaravi2816@gmail.com>	passed	Dr.R. Suriya
2	5081d7395868	Dr. Aswathi M <ashwathi97@gmail.com>	passed	Dr.M. Aswathi
3	cf06bbd62929	Dr. Ajisha Rachel R <ajisha.rachel15@gmail.com>	passed	Dr. R.Ajisha Rachel
4	bc2ebcba4964	Dr Asha Pandey <pandeasha1995@gmail.com>	passed	Dr.Asha Pandey
5	e6a49e1c31bf	Dr.AISWARYA M <aiswaryam97@yahoo.in>	passed	Dr.Aiswarya M
6	0b9f7461c0d9	Dr. C. Anto Hashmi Sacena <antosaxena@gmail.com>	passed	Dr.C.Anto hashmi Saxena
7	cbc4f41fa34c	Dr Aishwarya Sree <gv.aishwarya.sree@gmail.com>	passed	Dr.G.V.Aishwarya Sree
8	2b47d823ce70	Dr A Aruna Vishali <arunavishali97@gmail.com>	passed	Dr.A.Aruna Vishali
9	85edcc4bd516	Dr.Bala vigneshwaran Narayanan <n.balavignesh07@gmail.com>	passed	Dr.N.Bala Vigneshwaran
10	df23f9635171	Dr. Bavithran S <bavithranseiva26@gmail.com>	passed	Dr.S. Bavithran
11	1fab58c9c3a3	Dr. Raja . K <rajavaiu.r@gmail.com>	passed	Dr.Raja K

#	Verification Code Number	Student	Status	Student Name
12	d74a3583f79c	Dr.Aravind A <aravind.desgins@gmail.com>	passed	Dr.A. Aravind
13	c028992994ac	Dr Ahamed Khan A <ahamed.khan97@gmail.com>	passed	Dr.Ahamed Khan A
14	cfca531501cb	Dr. Ajina Sam. W <ajinasam20@gmail.com>	passed	Dr.Ajina Sam W

REGISTRAR
SRI BALAJI VIDYAPETHI
 (Deemed University under 3 of UGC ACT, 1956)
 Accredited by NAAC with 'A' Grade
 Pillaiyarkuppam, Pondicherry-607 402.

Description: ACLS For MGMCRI Interns on 11 & 12th November 2020
 Course: ACLS: Advanced Cardiovascular Life Support Course (English International Version)
 Course Start Date: 11 Nov 2020
 ITC: Medical Simulation Centre, MGMCRI
 Training Site:
 Status: Locked
 Quantity: 14
 Primary Instructor: Dr. Arulmozhi
 Secondary Instructor: ARUNRAJ M
 Additional Instructor 1: Monica Mary .S

#	Verification Code Number	Student	Status	Student Name
1	a0811c64bf74	Dr. Suriya R <suryaravi2816@gmail.com>	passed	Dr.R Suriya
2	51ba27365242	Dr. Aswathi M <ashwathi97@gmail.com>	passed	Dr.M Aswathi
3	51738814e0ac	Dr. Ajisha Rachel R <ajisha.rachel15@gmail.com>	passed	Dr.R Ajisha Rachel
4	f0d97c84281e	Dr. Asha Pandey <pandeasha1995@gmail.com>	passed	Dr. Asha Pandey
5	2ac9f1fbb61d	Dr. Aishwarya Sree <gv.aishwarya.sree@gmail.com>	passed	Dr.G.V Aishwarya Sree
6	35285e2b8412	Dr. AISWARYA M <aiswaryam97@yahoo.in>	passed	Dr. AISWARYA M
7	2d80aac61f7f	Dr. C. Anto Hashmi Sacena <antosaxena@gmail.com>	passed	Dr. C. Anto Hashmi Saxena
8	f2cee14f752e	Dr. A Aruna Vishali <arunavishali97@gmail.com>	passed	Dr. A Aruna Vishali
9	fe50c240d981	Dr. Bala vigneshwaran Narayanan <n.balavignesh07@gmail.com>	passed	Dr.N.Bala Vigneshwaran
10	15aeeb28c484	Dr. Bavithran S <bavithranselva26@gmail.com>	passed	Dr.S. Bavithran
11	eee8b834e6d8	Dr. Raja . K <rajavaiu.r@gmail.com>	passed	Dr.K. Raja

#	Verification Code Number	Student	Status	Student Name
12	5db896ee3156	Dr. Aravind A <aravind.desgins@gmail.com>	passed	Dr. A. Aravind
13	5cf85471dd31	Dr. Ahamed Khan A <ahamed.khan97@gmail.com>	passed	Dr. Ahamed Khan A
14	00330ebdd891	Dr. Ajina Sam. W <ajinasam20@gmail.com>	passed	Dr. Ajina Sam W

REGISTRAR
SRI BALAJI VIDYAPEETH
(Deemed University till 3 of UGC ACT, 1956)
Accredited by NAAC with 'A' Grade
Pillaiyarkuppam, Pondicherry-607 402.

Description: BLS for Staff Nurse & KGNC Interns on 16th November 2020

Course: BLS: BLS for Healthcare Providers Course (English International Version)

Course Start Date: 16 Nov 2020

ITC: Medical Simulation Centre, MGMCRI

Training Site:

Status: Locked

Quantity: 21

Primary Instructor: ARUNRAJ M


Secondary Instructor: Dr. Arulmozhi

Additional Instructor 1: Dr. Bhuvanesswar K.C

Additional Instructor 2: Dr. Gayatri Mishra

#	Verification Code Number	Student	Status	Student Name
1	c634c8a19e27	Aayisha Asma <aayishaasma@gmail.com>	passed	Ms.Aayisha Asma A
2	f3c0cb47b524	Aravinth V <aravinthvinayagam1010@gmail.com>	passed	Mr. Aravinth V
3	9a7195a59a2c	Barath Kumar <rambarathsathish@gmail.com>	passed	Mr.Barath Kumar R
4	b6b0bd224e4f	DHARANI KUMAR <dharanikumar2209@gmail.com>	passed	Mr.Dharani Kumar R
5	b3183e0b673c	Dharshini Dharshini <dharshini11011999@gmail.com>	passed	Ms.Dharshini K
6	1e0d44063033	Gogul M <gogul591998@gmail.com>	passed	Mr.Gogul M
7	8383ad76baf7	Kowsalya S <kowsignas2124ak@gmail.com>	passed	Ms.Kowsalya S
8	0fc46665adc2	Monisha R <monirajendran98@gmail.com>	passed	Ms.Monisha R
9	8a98a05abe9e	Monisha .V <monisha160699@gmail.com>	passed	Ms.Monisha V
10	8808e9687d5a	Priyadharshini Pazhanivel <priyadharshini1999p@gmail.com>	passed	Ms.Priyadharshini P


#	Verification Code Number	Student	Status	Student Name
11	339d345238dc	Sangeetha Iyyanar <iyyanarsangeetha@gmail.com>	passed	Ms.Sangeetha I
12	dc6062265d7a	Shagila P <shagipalani4276@gmail.com>	passed	Ms.Shagila P
13	e13155494429	sharmila ganesan <sharmilaganesan284@gmail.com>	passed	Ms.Sharmila G
14	5d33d15dd201	Syed Anwar <syedanwarash11@gmail.com>	passed	Mr.Syed Anwar B
15	7c6e08242bc3	Vinodhini G <vinomani1715@gmail.com>	passed	Ms.Vinodhini G
16	ae466120aaa9	Mohamed Salmon Ali N M <salmonaliprtnm@gmail.com>	failed	Mr.Mohamed Salmon Ali N M
17	b25041e4985a	Kipa Dedey <dedeytai@gmail.com>	passed	Ms.Kipa Dedey
18	f96696025e06	Kiruthika R <kiruthiravi110998@gmail.com>	passed	Ms.Kiruthika R
19	ddc1b0ce584f	Ramya R <ramyaindhu04@gmail.com>	passed	Ms. R Ramya
20	dd7b91354067	Akshaya Gnanasigamani <akshayag015@gmail.com>	passed	Ms.Akshaya G
21	0e7443e1446e	Arthi A <arthiarivazhagan99@gmail.com>	passed	Ms.Arthi A


REGISTRAR
SRI BALAJI VIDYAPEETH
 (Deemed University under IGC ACT, 1956)
 Accredited by NAAC with 'A' Grade
 Pillaiyarkuppam, Pondicherry-607 406.

Description: BLS for MGMCRI Interns on 17th November 2020
 Course: BLS: BLS for Healthcare Providers Course (English International Version)
 Course Start Date: 17 Nov 2020
 ITC: Medical Simulation Centre, MGMCRI
 Training Site:
 Status: Locked
 Quantity: 18
 Primary Instructor: ARUNRAJ M
 Secondary Instructor: DR.Dhivya Pownraj
 Additional Instructor 1: Dr.Bhuvanesswar K.C

#	Verification Code Number	Student	Status	Student Name
1	ea7162658004	Dr. Tarh Narml <chaddi86@gmail.com>	passed	Dr.Tarh Narml
2	dd1db712a8ec	Dr. Noorul susmln .M <chellamrafan451@gmail.com>	passed	Dr.M. Noorul Susmln
3	eb2362a160a1	Dr. Vijith Ashlrwadh G <vijithashlrwadh@gmail.com>	passed	Dr. G.Vijith Ashlrwadh
4	7fd796a6128a	Dr.shanmuga Priya B <shammupriya1@gmail.com>	passed	Dr.Shanmuga Priya B
5	c05d7f662d4f	Dr. Parthiban V <vparthiban40@gmail.com>	passed	Dr.Parthiban V
6	01fc6d7e5f1c	Dr.Umapriya C <cumapriya66@gmail.com>	passed	Dr.C. Umapriya
7	e575c72b42e4	Dr. Prashu Ethirajan <prashuethirajan98@gmail.com>	passed	Dr.Prashu Ethirajan
8	947a78479e0e	Dr. Preethii Asokan <preethii.97@gmail.com>	passed	Dr.Preethii Asokan
9	9930019c5cb5	DR Venkatesh K <venkateshkgok@gmail.com>	passed	Dr.Venkatesh K
10	22b820638f22	Dr. Vignesh S <vigneshsakhicud@gmail.com>	passed	Dr.Vignesh S
11	e0aa0cc86529	Rajarajeshwari K <rajeshwarikannanraj05@gmail.com>	passed	Dr.Rajarajeshwari K

#	Verification Code Number	Student	Status	Student Name
12	67477536cbb6	Dr. BETHA SIVA BALAJI S <balajialpha30@gmail.com>	passed	Dr.Betha Siva Balaji S
13	fa4e3d878f59	Dr.Naveen kumar V M <v.m.naveenkumar110@gmail.com>	passed	Dr.Naveen Kumar V M
14	132c1ac4c965	Dr Daveshwaran V <daveshbuddy@gmail.com>	passed	Dr.Daveshwaran V
15	5e7db152cead	Dr. Lekshmi P <lpillai97@gmail.com>	passed	Dr.lekshmi P
16	d66fb215425b	Dr. Seshaini Ashok <seshaini1100@gmail.com>	passed	Dr.Seshaini Ashok
17	d5408f5c7b42	Dr.Sathiya priya K <sathiyapriyak1501001159@gmail.com>	passed	Dr.K.Sathiya Priya
18	a8bf6d24ab55	Dr . Prasanna M <photographerprasanna@gmail.com>	passed	Dr.Prasanna M


REGISTRAR
SRI BALAJI VIDYAPEETH
 (Deemed University under 3 of UGC ACT, 1956)
 Accredited by NAAC with 'A' Grade
 Pillayar Kovilam, Pondicherry-607 406.

Description: ACLS For MGMCRI Interns on 18 & 19th November 2020

Course: ACLS: Advanced Cardiovascular Life Support Course (English International Version)

Course Start Date: 18 Nov 2020

ITC: Medical Simulation Centre, MGMCRI

Training Site:

Status: Locked

Quantity: 17

Primary Instructor: ARUNRAJ M


Secondary Instructor: Dr. G. Prabavathy

Additional Instructor 1: DR.Dhivya Pounraj

Additional Instructor 2: Dr. Jaya V

#	Verification Code Number	Student	Status	Student Name
1	7b5edab079c3	Dr. Tarh Narmi <chaddi86@gmail.com>	passed	Dr.Tarh Narmi
2	a9fa2794a1e9	Dr. Noorul susmin .M <chellamrafan451@gmail.com>	passed	Dr.M. Noorul Susmin
3	03dc96d4fbab	Dr. Vijith Ashirwadh G <vijithashirwadh@gmail.com>	passed	Dr. G.Vijith Ashirwadh
4	6cb66983357c	Dr.shanmuga Priya B <shamnupriya1@gmail.com>	passed	Dr.Shanmuga Priya B
5	8bee4ee4414d	Dr. Parthiban V <vparthiban40@gmail.com>	passed	Dr.Parthiban V
6	11b4eb1eafaf	Dr.Umapriya C <cumapriya66@gmail.com>	passed	Dr.C. Umapriya
7	b60155359b1e	Dr. Prashu Ethirajan <prashuethirajan98@gmail.com>	passed	Dr.Prashu Ethirajan
8	f64fc271d5c7	Dr . Prasanna M <photographerprasanna@gmail.com>	passed	Dr.Prasanna M
9	d771dc494f2d	Dr. Preethii Asokan <preethii.97@gmail.com>	passed	Dr.Preethii Asokan
10	97856ed60fd2	DR Venkatesh K <venkateshkgpk@gmail.com>	passed	Dr.Venkatesh K

#	Verification Code Number	Student	Status	Student Name
11	5c336aa82569	Dr.Sathiya priya K <sathiyapriyak1501001159@gmail.com>	passed	Dr.K.Sathiya Priya
12	05b179a7b5c1	Dr. Vignesh S <vigneshsakthicud@gmail.com>	passed	Dr.Vignesh S
13	120d9030bd18	Dr. BETHA SIVA BALAJI S <balajialpha30@gmail.com>	passed	Dr.Betha Siva Balaji S
14	d3b767381ddf	Dr.Naveen kumar V M <v.m.naveenkumar110@gmail.com>	passed	Dr.Naveen Kumar V.M
15	250ffb70f544	Dr Daveshwaran V <daveshbuddy@gmail.com>	passed	Dr.Daveshwaran V
16	1e6b3e3fc944	Dr. Lekshmi P <lpillai97@gmail.com>	passed	Dr.lekshmi P
17	7debc94e52e3	Dr. Seshaini Ashok <seshaini1100@gmail.com>	passed	Dr.Seshaini Ashok


REGISTRAR
SRI BALAJI VIDYAPEETH
 (Deemed University u/s of UGC ACT, 1956)
 Accredited by NAAC with 'A' Grade
 Pillayarkuppam, Pondicherry-605 002.

Description: BLS for KGNC CRRIs & externals on 23rd Nov 2020
 Course: BLS: BLS for Healthcare Providers Course (English International Version)
 Course Start Date: 23 Nov 2020
 ITC: Medical Simulation Centre, MGMCRI
 Training Site:
 Status: Locked
 Quantity: 22
 Primary Instructor: Dr. Arulmozhi
 Secondary Instructor: ARUNRAJ M
 Additional Instructor 1: Deepa J
 Additional Instructor 2: Dr. Bhuvanesswar K.C

#	Verification Code Number	Student	Status	Student Name
1	902c732c9581	Agasthiya D <agasthiya165@gmail.com>	passed	Ms. Agasthiya D
2	adefea218f84	Mr. Aravindhan R <aravindraja14081998@gmail.com>	passed	Mr. Aravindhan R
3	5dc86526143d	Arun Shiva <arunshiva29799@gmail.com>	passed	Mr. Arunachalam S
4	f0b598bb44ce	Ashok kumar P <ashok2871999@gmail.com>	passed	Mr. Ashok Kumar P
5	d5aa5daea36a	Aswanth Kumar K <aswanth3000@gmail.com>	passed	Mr. Aswanthkumar K
6	a08278db1b76	Balaji Ellaiya <balajirae456@gmail.com>	passed	Mr. Balaji E
7	a7a9ffe53e34	Balaji Balaji <balajimaker1999@gmail.com>	passed	Mr. Balaji P
8	c7a58345d253	Ms. DHARANI R <rapd29143@gmail.com>	passed	Ms. Dharani R
9	aef20469d92f	Geetha K <geetharatha1998@gmail.com>	passed	Ms. Geetha K
10	04cb83ea9f65	Mr. Gopinath M <smkg1510@gmail.com>	passed	Mr. Gopinath M
11	275c387e277c	Ilamaran M <ilamaranpondy@gmail.com>	passed	Mr. Ilamaran M


#	Verification Code Number	Student	Status	Student Name
12	56bba02859a7	Jayasurya R <rjayasurya6@gmail.com>	passed	Mr. Jayasurya R
13	8ef1d42bfc46	Ms. Jeeva T <jeevpriya69@gmail.com>	passed	Mr. Jeeva T
14	3adb0a388c35	Mr. Karthick R <karthickkrizz@gmail.com>	passed	Mr. karthick R
15	936542f731c9	Ramya J <ramyamaray12345678910@gmail.com>	passed	Ms. Ramya J
16	1870583ee411	Ms. Ranjani K <rjrk2020@gmail.com>	passed	Ms. Ranjani K
17	cc234901afbe	RanjiniPriya P <ranjini621@gmail.com>	passed	Ms. Ranjinipriya P
18	29d40d1af43d	Samitha P <samithap1998@gmail.com>	passed	Ms. Samitha P
19	56e3591f56ce	Mr Shylesh T V <shyleshmessi@gmail.com>	passed	Mr. Shylesh T V
20	5402320de442	Ms. SUBHALAKSHMI B <subhalakshmiviji@gmail.com>	passed	Ms. Subhalakshmi B
21	14fb5109f89a	Nivetha E <nikithaezhumalai1997@gmail.com>	passed	Ms. Nivetha E
22	b6228b2b1c70	JARINAKATHO K <jarinaimmu@gmail.com>	passed	Mrs. Jarina katho K

REGISTRAR
SRI BALAJI VIDYAPRETH
 (Deemed University) Act 3 of 1956
 Accredited by NAAC with 'A' Grade
 Puthukkottam, Pondicherry-607 406.

Description: BLS for KGNC Interns on 27th November 2020
 Course: BLS: BLS for Healthcare Providers Course (English International Version)
 Course Start Date: 27 Nov 2020
 ITC: Medical Simulation Centre, MGMCRI
 Training Site:
 Status: Locked
 Quantity: 20
 Primary Instructor: ARUNRAJ M
 Secondary Instructor: Dr. Arulmozhi
 Additional Instructor 1: Deepa J

#	Verification Code Number	Student	Status	Student Name
1	167346a96693	Kiruthiga B <kiruthiga5899@gmail.com>	passed	B. Kiruthiga
2	11dd59b5a6dd	Ms Reethu Ravindran <reethuravindran98@gmail.com>	passed	Reethu Ravindran
3	334afb03f8e4	Ms.karkuzhaly V <karkuzhalyveerappan@gmail.com>	passed	V. Karkuzhaly
4	b64af719b9fc	Ms.Sankara Harini <sankuharini24@gmail.com>	passed	Sankara Harini J
5	dce21572caea	Ms. Nagalakshmi. T <n1358447@gmail.com>	passed	Nagalakshmi. T
6	bd877993d442	Miss. Vishnu priya S <ammu97rose@gmail.com>	passed	Vishnu Priya S
7	1f7cb1b1f19c	Ms. Kalaiyarasi M <kalaiyarasi08091998@gmail.com>	passed	Kalaiyarasi M
8	956a0e2cc81a	Ms.ABINAYA A <darluabi2103@gmail.com>	passed	Abinaya A
9	60d18f62b34e	Ms.DERSHLIN NISHA N <dershlinnisha@gmail.com>	passed	Dershlin Nisha N
10	e50859f05a88	Ms. Bhuvaneshwari P <bhuvimuthu1999@gmail.com>	passed	Bhuvaneshwari P
11	e7d5e85843fd	Ms. Subatthra R <subathrasharan75@gmail.com>	passed	Subatthra R


#	Verification Code Number	Student	Status	Student Name
12	9e88dff77a61	Ms.Vivitha N <vivithanagarajan15@gmail.com>	passed	Vivitha N
13	202d2f2393ea	Ms.Santhiya V <santhiya14799@gmail.com>	passed	Santhiya V
14	402481aa51a5	Kishore K <solidkishore10@gmail.com>	passed	K .Kishore
15	df1c18a31646	Ms.Vidhyasri M <vidhyasriavidhu812@gmail.com>	passed	Vidhyasri J
16	3af95f3e0bbe	Ms.Logeshwari .I Logu <logeshwari355@gmail.com>	passed	I. Logeshwari
17	cd93a054d931	Ramya A <ramyaviji1798a@gmail.com>	passed	Ramya A
18	fae4ebe7bc4a	Ms.Anusuya.M M <mourianu@gmail.com>	passed	Anusuya M
19	7d74c36fe27f	Ms.Raichel Rajan <raichelrajan27@gmail.com>	passed	Raichel Rajan
20	85ae10af9fd0	NANDHINI A <nandhinia02@gmail.com>	passed	NANDHINI A


REGISTRATION
SRI BALAJI EDUCATIONAL INSTITUTES
 (Deemed to be University) established by the Government of Tamil Nadu
 Accredited by NAAC with 'A' Grade
 Melvarkuppam, Pondicherry-605 006

Description: BLS for KGNC Interns on 30th November 2020
 Course: BLS: BLS for Healthcare Providers Course (English International Version)
 Course Start Date: 30 Nov 2020
 ITC: Medical Simulation Centre, MGMCRI
 Training Site:
 Status: Locked
 Quantity: 19
 Primary Instructor: ARUNRAJ M
 Secondary Instructor: Dr. Bhuvanesswar K.C
 Additional Instructor 1: Mahesh S

#	Verification Code Number	Student	Status	Student Name
1	65f58867e3fc	PUSHPARAJ P <pushparajbass005@gmail.com>	passed	Pushparaj P
2	567675900325	Samir S <samirsam9786@gmail.com>	passed	Samir S
3	8cf333203e72	Bharath Kumar. R <bharathram1299@gmail.com>	passed	Bharathkumar R
4	209aae76c0cc	Gobi A <gobivk7@gmail.com>	passed	Gobinath A
5	d084dfa5e05f	Annalatchumy V <arnalatchumy88@gmail.com>	passed	Annalatchumy V
6	82914494726a	Sanjay K <sanjayk18299@gmail.com>	passed	Sanjay K
7	8787b1edf3a8	Priyadharshini V <priyajency37@gmail.com>	failed	Priyadharshini V
8	368e87a927ba	Naveenkumar M <naveenmad0@gmail.com>	passed	Naveenkumar M
9	22accf3d1807	Naveen R <www.mrnp@gmail.com>	passed	Naveen R
10	d71c2bede661	Ravi Rajan <ravirajan.ms@gmail.com>	passed	Ravirajan V
11	e1721996fd01	Reshma D <reshma97d@gmail.com>	passed	Reshma D
12	3fdf1dbf3436	Yagavani B <yagavani99@gmail.com>	passed	Yagavani B
13	67ed469a858b	Ms.Sandhya B <sandhya27499@gmail.com>	failed	Sandhya B

#	Verification Code Number	Student	Status	Student Name
14	c720abf5600a	Swathi G <swathisweety21555@gmail.com>	passed	Swathi G
15	554ffc8de01a	Nandhini R <nandhiniraghuram1997@gmail.com>	passed	Nandhini R
16	343f495ad527	Kalaiselvi K <kalaihari.kjkh@gmail.com>	passed	Kalaiselvi K
17	0df7ecd8aefb	Mr.Suriyaprakash S <suriyaprakash98.sp@gmail.com>	passed	Suriyaprakash S
18	b48b9727245b	Lavanya K <mardhesh1999@gmail.com>	failed	Lavanya K
19	26a2d1164891	Yuvaraj G <yuvarajvedhai2798@gmail.com>	failed	Yuvaraj G


REGISTRAR
SRI BALAJI VIDYAPEETH
 (Deemed University under UGC ACT, 1956)
 Accredited by NAAC with 'A' Grade
 Pottayankottam, Pondicherry-607 492.

Description: BLS for MGMCRI Interns on 1st December 2020

Course: BLS: BLS for Healthcare Providers Course (English International Version)

Course Start Date: 1 Dec 2020

ITC: Medical Simulation Centre, MGMCRI

Training Site:

Status: Locked

Quantity: 18

Primary Instructor: Dr. Arulmozhi

Secondary Instructor: ARUNRAJ M

Additional Instructor 1: DR.Dhivya Pownraj

#	Verification Code Number	Student	Status	Student Name
1	8ff76e4c6dd0	Dr Abdul Ansari Ghani Ameer <abdul.ansari1948@gmail.com>	passed	Dr.Abdul Ansari Ghani A
2	5ff62026a861	VIGNESH M <vigneshmahal85@gmail.com>	passed	Dr.Vignesh M
3	e8f3cc10f8c8	Haneendhar R <haneendhar@gmail.com>	passed	Dr.Haneendhar R
4	dced643e55c4	Dr.Ganapathi Ramaiah <ganapathi.ramaiah96@gmail.com>	passed	Dr.R. Ganapathi
5	f084d3dce70b	Shiv Ram <shivn22@gmail.com>	passed	Dr.Shivram Mohan
6	1e98887ee7cf	Dr.vigneshwari V <vigneshwari1199@gmail.com>	passed	Dr.Vigneshwari V
7	f8b6e8552778	Dr.Sagana Poornesh <saghimo1365@gmail.com>	passed	Dr.Sagana Poornesh
8	1120f104d5f5	DR.Sunil mitran RI <sunilmitran@gmail.com>	passed	Dr.Sunil Mitran RI
9	c1f67b3cdeae	Dr Vikram S <vikram18.med@gmail.com>	passed	Dr.Vikram S
10	f4cd31bc331b	Dr Arun kumar M <arun.eee417@gmail.com>	passed	Dr.Arun Kumar
11	82db10ff18f9	Narendren K <narendrenkrishnamurthy@gmail.com>	passed	Dr.Narendran K

#	Verification Code Number	Student	Status	Student Name
12	ed4f9c7be9c0	DR Gokul Harish <gokulharishmgh98@gmail.com>	passed	Dr.Gokul Harish M
13	cfbb80baf68b	Ganesh Babu <kganeshum@gmail.com>	passed	Dr.Ganesh Babu C M
14	70addcd572b3	Dr.kaviya R <kaviya.29897@gmail.com>	passed	Dr.Kaviya R
15	53e5e6bd0c0b	Dr.Eashwar Maniyen <dr.eshwar37@gmail.com>	passed	Dr.S.R.Eashwar Maniyen
16	cfe05210c9e3	Mrs.Viji P <vijistaffnurse1990@gmail.com>	passed	Mrs.Viji P
17	67942f7e4e6b	Dr SELVA ABIRAMI <selvaabirami17@gmail.com>	passed	Dr.M.Selva Abirami
18	23a0f70c7bda	Dr.Subhashini R <subhashini150297@gmail.com>	passed	Dr.Subhashini R


REGISTRAR
SRI BALAJI VIDYAPEETH
 (Deemed University under UGC ACT, 1986)
 Accredited by NAAC with 'A' Grade
 Pilleiyarkuppam, Pondicherry-607 402.

Description: ACLS For MGMCRI Interns & SHVMCH PG's on 09&10th December 2020

Course: ACLS: Advanced Cardiovascular Life Support Course (English International Version)

Course Start Date: 9 Dec 2020

ITC: Medical Simulation Centre, MGMCRI

Training Site:

Status: Locked

Quantity: 16


Primary Instructor: Dr. Jaya V

Secondary Instructor: Dr. Arunprasath P

Additional Instructor 1: ARUNRAJ M

#	Verification Code Number	Student	Status	Student Name
1	92e27d34e016	Chitra Selvakumar <chitraselva98@gmail.com>	passed	Dr.S. Chitra
2	88b2061e78bc	Dr.Balamurugan K <balamurugan.tis@gmail.com>	passed	Dr.K. Balamurugan
3	4059691f4139	Divya Priyadharshini V <divvy1997@gmail.com>	passed	Dr.Divya Priyadharshini V
4	515ec89d308e	Geethanjali S <geethanjali.sunmugam@gmail.com>	passed	Dr.S. Geethanjali
5	f533ac2ca740	Deepika Kamatchi S <deepikakamatchi98@gmail.com>	passed	Dr.S.Deepika Kamatchi
6	bc75800aa430	Dr. Dhanalakshmi K <dhanaakshmi1997@gmail.com>	passed	Dr.K. Dhanalakshmi
7	7f712756d508	Dr.Gowri Lakshmi S <gowrishivesh@gmail.com>	passed	Dr.S.Gowri Lakshmi
8	28b14abb9364	Dr Jeeva rathneswar S <jeevaking23.jr@gmail.com>		Dr.S.Jeeva Rathneswar
9	515ffe97beed	Dr Harini S <harinisivaneshan@gmail.com>	passed	Dr.S. Harini
10	384d6105d578	DR.Gayathri jagadesh <jgayathri352@gmail.com>	passed	Dr.J. Gayathri
11	d1810f61ce19	DR.Deepthi sona M <deepthimuthu18@gmail.com>	passed	Dr.M.Deepthi Sona

#	Verification Code Number	Student	Status	Student Name
12	727731c9e925	Dr.Eshwar .I.K.N <eshwarikn@gmail.com>	passed	Dr.Eshwar I.K.N
13	f55e78f7f40f	Dinesh kumar S <dino3661@gmail.com>		Dr.S.Dinesh Kumar
14	5c062134bb20	LOUIS FERDIN Zeno. J <louis.zeno@gmail.com>	passed	Dr.Louis Ferdin Zeno J
15	1eeca39198f7	Dr.Karthik J <drkatk16@gmail.com>	passed	Dr.Karthik J
16	2cb376c378d0	Dr.Praveen Kumar P <praveenmed2018@gmail.com>	passed	Dr.Praveen Kumar P


REGISTRAR
SRI BALAJI VIDYAPEETHAM
 (Deemed University u.s of 1956 ACT, 1984)
 Accredited by NAAC with 'A' Grade
 Pillaiyarkuppam, Pondicherry-607 402.

Description: ACLS For MGMCRI Interns on 2nd & 3rd december 2020
 Course: ACLS: Advanced Cardiovascular Life Support Course (English International Version)
 Course Start Date: 2 Dec 2020
 ITC: Medical Simulation Centre, MGMCRI
 Training Site:
 Status: Locked
 Quantity: 18
 Primary Instructor: Dr. Arulmozhi
 Secondary Instructor: ARUNRAJ M
 Additional Instructor 1: Dr. Gayatri Mishra

#	Verification Code Number	Student	Status	Student Name
1	647ae7313ed7	Dr Abdul Ansari Ghani Ameer <abdul.ansari1948@gmail.com>		Dr.Abdul Ansari Ghani A
2	05fe77b55ca2	VIGNESH M <vigneshmaha185@gmail.com>	passed	Dr.Vignesh M
3	47d728a31815	Haneendhar R <haneendhar@gmail.com>	passed	Dr.Haneendhar R
4	19ef0ad8b306	Dr.Subhashini R <subhashini150297@gmail.com>	passed	Dr.Subhashini R
5	50a684202828	Dr.Ganapathi Ramaiah <ganapathi.ramaiah96@gmail.com>	passed	Dr.R. Ganapathi
6	e781579ce0f6	Shiv Ram <shivr22@gmail.com>	passed	Dr.Shivram K Mohan
7	001431f4ab41	Dr.vigneshwari V <vigneshwari1199@gmail.com>	passed	Dr.Vigneshwari V
8	7481690327b9	Dr.Sagana Poornesh <saghimol365@gmail.com>	passed	Dr.Sagana Poornesh
9	9fd6772e4ecd	DR.Sunil mitran RI <sunilmitran@gmail.com>	passed	Dr.Sunil Mitran RI
10	606115dc21c2	Dr SELVA ABIRAMI <selvaabirami17@gmail.com>	passed	Dr.M.Selva Abirami
11	69a124aafadc	Dr Vikram S <vikram18.med@gmail.com>	passed	Dr.Vikram S
12	33b1dbefc4a2	Dr Arun kumar M <arun.eee417@gmail.com>	passed	Dr.Arun Kumar

#	Verification Code Number	Student	Status	Student Name
13	df24cba43bf8	Narendren K <narendrenkrishnamurthy@gmail.com>	passed	Dr.Narendran K
14	56dcdf832af8	DR Gokul Harish <gokulharishmgh98@gmail.com>	passed	Dr.Gokul Harish M
15	e1da60436582	Ganesh Babu <kganeshum@gmail.com>	passed	Dr.Ganesh Babu C M
16	c3b0c846aa3a	Dr.kaviya R <kaviya.29897@gmail.com>	passed	Dr.Kaviya R
17	8311e6e8b468	Dr.Eashwar Maniyen <dr.eshwar37@gmail.com>		Dr.S.R.Eashwar Maniyen
18	97a6152a7001	Mrs.Viji P <vijistaffnurse1990@gmail.com>	passed	Mrs.Viji P


REGISTRAR
SRI HALA VIDIYAPETH
 (Deemed University under UGC Act, 1956)
 Accredited by NAAC with 'A' Grade
 Ponnampet, Pudukkottai-607 408

Description: BLS for KGNC Interns on 4th December2020
 Course: BLS: BLS for Healthcare Providers Course (English International Version)
 Course Start Date: 4 Dec 2020
 ITC: Medical Simulation Centre, MGMCRI
 Training Site:
 Status: Locked
 Quantity: 18
 Primary Instructor: Dr. Arulmozhi
 Secondary Instructor: ARUNRAJ M
 Additional Instructor 1: Dr.Bhuvanesswar K.C

#	Verification Code Number	Student	Status	Student Name
1	28b42b502f16	Manju Elangovan <manjulae.e1398@gmail.com>	passed	Manjula E
2	7c303c21d8d1	Preethi.M Preethi.M <preethi99preethi@gmail.com>	failed	M. Preethi
3	2dd4c932cd03	Ms.Rajeswari V <arunanandhi1617@gmail.com>	passed	Rajeswari V
4	422415049470	Ms.Arthy M <arthymadhi26@gmail.com>	passed	Arthy M
5	5692d1a982a4	Mohammed yakkoub @rahim.M <yakkoubrahim@gmail.com>	passed	Mohammed Yakkoub@Rahim .M
6	395b9ac1d31e	Prem Kumar <premkum98@gmail.com>	passed	V.Prem Kumar
7	94aa5e262aff	Tamil Kudi V <tamilkudi725@gmail.com>	passed	Tamil Kudi V
8	4eea14bb9961	Rajesh V <rajeshgeethu18@gmail.com>	passed	Rajesh V
9	4ec63fb30891	Sivasankari K <shankarikumaresan0211@gmail.com>	passed	Sivasankari K
10	08a6a3546412	Miss.Noorul aspiya M <aspiyamohamed@gmail.com>	passed	M.Noorul Aspiya
11	023026bfcc59	Ms.Bharathi C <bharathisariga@gmail.com>	passed	Bharathi C
12	9e03dca030f9	Ms.Dani felicia S <dani felicia1998@gmail.com>	failed	Dani Felicia S

REGISTRAR
 SRI BALAJI VIDYAPEETHI
 (Deemed to be University) 24/11/2002 ACT 1984
 Accredited by UGC with 'A' Grade
 Pottaiyarkuppam, Pondicherry 605 006

#	Verification Code Number	Student	Status	Student Name
13	ca23a1c53db0	Ms. Amutha M <amutha261298@gmail.com>	passed	M. Amutha
14	a76ce875d89e	Mr. Anandraj .G <anandaanu1402@gmail.com>	passed	Anandraj. G
15	c0adb86ca033	Siva Bakya <ishwariyasekarishwariyasekar@gmail.com>	passed	S. Sivabakya
16	d42667dfc001	Ms. Bhavani M <bhavanicherise1107@gmail.com>	failed	M. Bhavani
17	168742cb8637	Kalaivani R <kalaivani0611999@gmail.com>	passed	R. Kalaivani
18	1fc60bb4988a	Mr. Revanth VS <revanthvs1998@gmail.com>	passed	Revanth VS

REGISTRAR
 SRI BALAJI VIDYAPEETHAM
 (Deemed University u/s Section 3 of UGC Act, 1956)
 Accredited by NAAC with 'A' Grade
 Pillayarsalunna, Pondicherry-605 002.

Description: BLS for MGMCRI ,KGNC Interns & SMVMCH PG's on 8th December 2020

Course: BLS: BLS for Healthcare Providers Course (English International Version)

Course Start Date: 8 Dec 2020

ITC: Medical Simulation Centre, MGMCRI

Training Site:

Status: Locked

Quantity: 18


Primary Instructor: Dr. Jaya V

Secondary Instructor: Dr. Arunprasath P

Additional Instructor 1: ARUNRAJ M

#	Verification Code Number	Student	Status	Student Name
1	feb37e165d70	Chitra Selvakumar <chitraselva98@gmail.com>	passed	Dr.S. Chitra
2	2f5fab04e081	Dr.Balamurugan K <balamurugan.tis@gmail.com>	passed	Dr.K. Balamurugan
3	6764ba9bc071	Divya Priyadharshini V <divvy1997@gmail.com>	passed	Dr.Divya Priyadharshini V
4	3ae233f1b856	Geethanjali S <geethanjali.sunmugam@gmail.com>	passed	Dr.S. Geethanjali
5	7301480d4b69	Deepika Kamatchi S <deepikakamatchi98@gmail.com>	passed	Dr.S.Deepika Kamatchi
6	ad5d6b5cbbf4	Dr. Dhanalakshmi K <dhanaakshmi1997@gmail.com>	passed	Dr.K. Dhanalakshmi
7	cc08a777079c	Dr.Gowri Lakshmi S <gowrishivesh@gmail.com>	passed	Dr.S.Gowri Lakshmi
8	ffd8bda29a7d	Dr Jeeva rathneswar S <jeevaking23.jr@gmail.com>	passed	Dr.S.Jeeva Rathneswar
9	861ad6826115	Dr Harini S <harinisivaneshan@gmail.com>	passed	Dr.S. Harini
10	e6f5070bc7cf	DR.Deepthi sona M <deepthimuthu18@gmail.com>	passed	Dr.M.Deepthi Sona
11	a455afe09f54	Dr.Eshwar .I.K.N <eshwarikn@ymail.com>	passed	Dr.Eshwar I.K.N

#	Verification Code Number	Student	Status	Student Name
12	6e6b3f2c8090	Dr.Hariharan N <hariharan443969@gmail.com>	passed	Dr.N. Hariharan
13	f65a91d5ff56	Dinesh Kumar S <dino3661@gmail.com>	passed	Dr.S.Dinesh Kumar
14	9d23497ef567	LOUIS FERDIN Zeno. J <louis.zeno@gmail.com>	passed	Dr.Louis Ferdin Zeno J
15	ee7f0878f31d	Dr.Praveen Kumar P <praveenmed2018@gmail.com>	passed	Dr.Praveen Kumar P
16	ab122454a1b6	Dr.Karthik J <drkatk16@gmail.com>	passed	Dr.Karthik J
17	64b16d517576	Charles Abel <charlesabel12311@gmail.com>	passed	Mr.J.Charles Abel
18	002a75044ca3	DR.Gayathri jagadesh <jgayathri352@gmail.com>	passed	Dr.J. Gayathri


SRI BALAJI VIDYAPEETH
 (Deemed University) Act of 1986 (1987) (1988)
 Accredited by NAAC with 'A' Grade
 Palayamkottai, Pondicherry-607 402.

Description: BLS for MGMCRI Interns on 15th December 2020

Course: BLS: BLS for Healthcare Providers Course (English International Version)

Course Start Date: 15 Dec 2020

ITC: Medical Simulation Centre, MGMCRI

Training Site:

Status: Locked

Quantity: 19

Primary Instructor: Dr. Arulmozhi

Secondary Instructor: Dr. Bhuvanesswar K.C

Additional Instructor 1: Dr. Anity Singh Dhanyee

#	Verification Code Number	Student	Status	Student Name
1	d5d5537fd278	Dr . ARAVIND PRAKASH K S <leearavind013@gmail.com>	passed	Dr.Aravind Prakash K S
2	75c6861c48d2	Dr.Arrangha kumaran RS <arranghakumaran45@gmail.com>	passed	Dr.R S. Arrangha Kumaran
3	c3bfcaa52e08	Dr. Dhivya S <doc.snowfall@gmail.com>	passed	Dr.S. Dhivya
4	9334dd5359b4	Dr.Yuvaraj K <yuvaraj.k.s.07@gmail.com>	passed	Dr.Yuvaraj K
5	5749dc74e306	Dr. Preiti Jessica. J <preiti.jess@gmail.com>	passed	Dr.J. Preiti Jessica
6	33d65b43b3cf	ARAVIYND S <araviyndsuresh97@yahoo.com>	passed	Dr.S. Araviynd
7	967c4ee2d1f3	Swathi G <swathigunasekar20@gmail.com>	passed	Dr.G. Swathi
8	24e2c82ccaa8	Dr Soumya A <soumyaandey@gmail.com>	passed	Dr.Andey sai naga soumya
9	2b0dbf5b78cd	Dr.Sangeetha S <sangeethaskvs577@gmail.com>	passed	Dr.S. Sangeetha
10	b165fffab6da	Dr.Sripardhavarthini M <sripardhavarthini14@gmail.com>	passed	Dr.M. Sripardhavarthini
11	b272b041f04f	Yakshetha K <yshetha@gmail.com>	passed	Dr.Yakshetha K

#	Verification Code Number	Student	Status	Student Name
12	5467a4741b06	Dr Vaishnu Devarajan E <vaishnudevarajan97@gmail.com>	passed	Dr.Vaishnudevarajan E
13	fd2751f36671	Abinash K <abinashk1501001010@gmail.com>	passed	Dr.Abinash. K
14	b0000b21e1fa	Dr. SHABARI ESWAR NS <shabarieswar130298@gmail.com>	passed	Dr.Shabari Eswar N S
15	54fd816e0c29	DR.Darwin Arockia Raj <udarwin.aro@gmail.com>	passed	Dr.Darwin Arockia Raj U
16	a2f2d652e31c	Dr Yogavarshini J <varshinikrishnan19@gmail.com>	passed	Dr. Yogavarshini
17	bd78dbbdf138	Dr.Ajay S.G <ajju4798@gmail.com>	passed	Dr.Ajay Venkatraman S G
18	6b51278d4edf	Deril Soosan <derilsoosan@gmail.com>	passed	Dr.M.Deril Soosan
19	e26f0a4d34b4	Venkat Hariharan <venkatrkn@gmail.com>	passed	Dr.Venkat Hariharan M

REGISTRAR
SRI BALAJI VIDYAPEETH
 (Deemed University w/o 2 of UGC ACT, 1956)
 Accredited by NAAC with 'A' Grade
 Palayamkuppam, Pondicherry 607 402.

Description: ACLS For MGMCRI Interns & External Faculty on 16 & 17 December 2020

Course: ACLS: Advanced Cardiovascular Life Support Course (English International Version)

Course Start Date: 16 Dec 2020

ITC: Medical Simulation Centre, MGMCRI

Training Site:

Status: Locked

Quantity: 20

Primary Instructor: Dr. Arulmozhi


Secondary Instructor: Dr. Anity Singh Dhanyee

Additional Instructor 1: ARUNRAJ M

Additional Instructor 2: Dr. Siva Ranganathan Green

#	Verification Code Number	Student	Status	Student Name
1	292657f2d142	Dr. Arrangha kumanan RS <arranghakumanan45@gmail.com>	passed	Dr. R S. Arrangha Kumanan
2	3683d2b76459	Dr . ARAVIND PRAKASH K S <leearavind013@gmail.com>	passed	Dr. Aravind Prakash K S
3	7eb96c46bf02	Dr. Dhivya S <doc.snowfall@gmail.com>	passed	Dr. S. Dhivya
4	af35d914923e	Dr. Yuvaraj K <yuvaraj.k.s.07@gmail.com>	passed	Dr. Yuvaraj K
5	c3b749ced306	Dr. Preiti Jessica. J <preiti.jess@gmail.com>	passed	Dr. J. Preiti Jessica
6	b76606891fc3	ARAVIYND S <araviyndsuresh97@yahoo.com>	passed	Dr. S. Araviynd
7	b3a1b9ff2728	Swathi G <swathigunasekar20@gmail.com>	passed	Dr. G. Swathi
8	fa2a7f66d93c	Dr Soumya A <soumyaandey@gmail.com>	passed	Dr. Andey sai naga soumya
9	75a4bf456e67	Dr. Sangeetha S <sangeethaskvs577@gmail.com>	passed	Dr. S. Sangeetha
10	d36d40d28934	Dr. Sriparvadhawarthini M <sriparvadhawarthini14@gmail.com>	passed	Dr. M. Sriparvadhawarthini

#	Verification Code Number	Student	Status	Student Name
11	30fe30ceaf31	Yakshetha K <yshetha@gmail.com>	passed	Dr.Yakshetha K
12	d25e70c44c81	Dr Vaishnu Devarajan E <vaishnudevarajan97@gmail.com>	passed	Dr.Vaishnudevarajan E
13	862b20eaec0c	Abinash K <abinashk1501001010@gmail.com>		Dr.Abinash K
14	13a0664141fd	Dr. SHABARI ESWAR NS <shabarieswar130298@gmail.com>	passed	Dr.Shabari Eswar N S
15	4bb248c8c97e	DR.Darwin Arockia Raj <udarwin.aro@gmail.com>		Dr.Darwin Arockia Raj U
16	b473d33345b4	Dr Yogavarshini J <varshinikrishnan19@gmail.com>	passed	Dr. Yogavarshini
17	33cde2dba824	Dr.Ajay S.G <ajju4798@gmail.com>		Dr.Ajay Venkatraman S G
18	546515301156	Deril Soosan <derilsoosan@gmail.com>	passed	Dr.M.Deril Soosan
19	1c4a68142da1	Venkat Hariharan <venkatmkn@gmail.com>	passed	Dr.Venkat Hariharan M
20	88115865ffcb	MANO PRIYA V <manopriya.vijayan@gmail.com>	passed	Mrs.Manopriya Vijayan


REGISTRAR
SRI BALAJI VIDYAPEETH
 (Deemed University u/s 3 of UGC ACT, 1956)
 Accredited by NAAC with 'A' Grade
 Pulayarkuppam, Pondicherry-607 005