

COMPANY PROFILE: ADMEN MULTI STUDIOS
Providers of OMR Sheet Reading Solution



Dear concern,


It is our pleasure to introduce Addmen as leading provider of OMR sheet reading solution used for automated MCQ answer sheet checking and data collection.

Addmen OMR Softwares are being used by more than 3000 organizations spread in 300 cities in India and 15 other countries.

Backed by a technically strong and stable team, and an experience of 10+ years, our softwares are relied upon by most sensitive and top-in-the-industry organisations which include about **200+ Defence & Government Organisations, about 200+ Universities, National Institutes & Top Institutions and about 1800+ Coaching Classes**, Assessment Companies and Big Brands.

We also provide turnkey solution for **OMR process outsourcing** right from sheet printing to declaration of results.

Below is a brief **indicative list of our government & prestigious clients** which gives a clear picture of the reliability, stability and consistency of the company:



DEFENCE, PARAMILITARY, POLICE, OFB & DGQA ESTABLISHMENTS	
<ul style="list-style-type: none"> • Indian Air Force (Training HQ Bangalore & several estab.) • Indian Navy (Southern Command) • Indian Army (Several EME & Regimental estab.) • Indian Military Academy (IMA), Dehradun • National Security Guards (NSG), Manesar • Border Roads Organisation (BRO), Pune • INS Chilka, Khurda, Orissa • GREF Centre, Pune • Army War College (AWC), Mhow • OTA (Indian Army), Gaya • Border Security Force, Tekanpur • Sashastra Seema Bal, Patna • MP Police HQ, Bhopal • Maharashtra Police • Andaman & Nicobar Police HQ, A&N • Air Force Station, A&N • Punjab Armed Police, Jalandhar • Punjab Police Academy, Phillaur • Armoured Corps Centre, Ahemadnagar • NCC Establishments (Several across country) • Cantonment Board, Delhi • Cantonment Board, Ferozepur • Cantonment Board, Roorkee • Cantonment Board, Jalandhar • Cantonment Board, Jammu 	<ul style="list-style-type: none"> • OFB Ambajhari (MH) • OFB MPF Ambarnath (MH) • OFB Chandrapur (MH) • OFB Bhandara (MH) • OFB Itarsi (MP) • OFB Aruvankadu (TN) • Ordnance Clothing Factory, Shahjahanpur (UP) • Gun & Shell Factory, Kolkata (WB) • GCF Jabalpur (MP) • OPF Kanpur (Parachute) • Ammunition Factory (AFK), Khadki, Pune • High Explosives Factory (HEF), Pune • CVD & Ordnance Depot, New Delhi • 11 FAD, Bathinda • 24 FAD, Shri Ganganagar • 27 FAD, Bikaner • 5 FOD, Siliguri & 9 FOD, Bathinda • DGQA Itarsi (MP), Moradnagar (UP), Cossipore (WB) • CQAE Pune (MH) • CQA(VFJ) (MP) • SQAE Pune (MH) • SQAE(GS), Kanpur • QAE(FGF) • QAE (FG), Kanpur • SQAE(L), Jabalpur

Registered Office: Admen Multi Studios, 134, Indramani Nagar, Race Course Road, Gwalior – 474005 (MP)

Development Office: C 904, Eisha Bella Vista, Near Sai Service Centre, Kondhwa, Pune – 411048 (MS)

Ph.: +91-9229113522, 9229113544, 9229113566 Email: info@addmengroup.com Website: www.addmengroup.com

NATIONAL RESEARCH INSTITUTES	
<ul style="list-style-type: none"> • BARC, Mumbai • Dept. of Atomic Energy (DAE), Trombay • Raja Ramana Centre for Advanced Technology (RRCAT), Indore • Defence Research & development Org. (DRDO), Bhopal, Gwalior • Himalayan Forest Research Institute, Shimla • Central Institute for Cotton Research, Nagpur • National Institute of Rural Development(NIRD) • National Institute of Rural Banking (NIRB) • National Chemical Laboratories, Pune • National Bureau of Agricultural Insect Resources, Bangalore 	<ul style="list-style-type: none"> • Centre for Chemical, Molecular & Biological Research (CCMB), Hyderabad • Nuclear Fuel Campus, Hyderabad • Indian Institute of Pulse & Research, Kanpur • Indian Institute of Soil Science, Bhopal • Indian Forest Research Institute, Coimbatore • Directorate of Oilseeds Research, Hyderabad • Central Research institute of Unani Medicine (CRIUM), Hyderabad • National Research Centre for Citrus, Nagpur • National Res. Centre on Pomegranate, Solapur • Advanced Technical Training Center Sikkim • Indian veterinary Research Institute, Bareilly
BANKS & FINANCIAL INSTITUTIONS	
<ul style="list-style-type: none"> • State Bank of India (Officer's Association) • National Insurance Academy, Pune • NSDL, Mumbai • NABARD HQ, Lucknow 	<ul style="list-style-type: none"> • HDFC Bank, Mumbai • South Indian Bank HQ, Kochi • Directorate of Income Tax, New Delhi
PSUs & OTHER GOVERNMENT ORGANISATIONS	
<ul style="list-style-type: none"> • West Bengal (PSC) Public Service Commission • Hindustan Aeronautics Limited (HAL), Lucknow • Rajasthan Electronics & Instruments Ltd., Jaipur • IRCON International Ltd. (Indian Railways) • BSNL (Several across country) • NEEPCO, Shillong • Department of Posts- Hyderabad, Jaipur • Coast Guard Headquarters, New Delhi • Goa Shipyard Ltd., Vasco • Directorate of Lighthouses & Lightships, Kolkata • Indian Oil Corporation Ltd., Paradip & Gujrat • Brahmaputra Crackers & Poly. Ltd.(BCPL), Assam • Ministry of Small & Medium Enterprises- IGTR • West Bengal Electronics Dev. Corp. Ltd. (WBEIDC) • Maharashtra Knowledge Corporation (MKCL) • Rubber Board, Kerala • Centre for Industrial Research (CRISP), Bhopal 	<ul style="list-style-type: none"> • Chief Conservator of Forest, Pune • Dept. of Forest, A & N Island • High Court of Kerala, Kerala • Guwahati High Court, Assam • High Court of Manipur, Imphal • District Court, District Admin/ Collectorate AP/TS- Krishna, Machilipatnam, Adilabad, Nizamabad, Karimnagar, Mahabubnagar, Ongole, Chittoor WB- Bankura MP/CG-Mandla, Balrampur, Jashpur, Surajpur, Bijapur Guj- Collectorate, Daman & Diu Orissa- Sambalpur & Several MH-Wardha, Buldana, Nandurbar UP/UA- Dept. of Animal Husbandry /Fisheries • National Productivity Council, Mumbai

Registered Office: Admen Multi Studios, 134, Indramani Nagar, Race Course Road, Gwalior – 474005 (MP)
 Development Office: C 904, Eisha Bella Vista, Near Sai Service Centre, Kondhwa, Pune – 411048 (MS)
 Ph.: +91-9229113522, 9229113544, 9229113566 Email: info@addmengroup.com Website: www.addmengroup.com

COMPANY PROFILE: ADMEN MULTI STUDIOS

Providers of OMR Sheet Reading Solution



CERTIFIED ISO 9001 : 2008

UNIVERSITIES, NATIONAL & PRESTIGIOUS INSTITUTES	
<ul style="list-style-type: none"> ● IIT JEE ADVANCED (Exam Evaluation) ● Indian Institute of Technology (IIT), Delhi ● Indian Institute of Management (IIM), Ahmedabad ● Indian Institute of Management (IIM), Indore ● Indian Institute of Science E&R (IISER), All Centers ● Indian Institute of Information Technology & Management (IIITM), Gwalior ● Homi Bhabha Centre for Science Education (HBCSE), Mumbai ● Indian Institute of Travel & Tourism Management (IITTM), Gwalior ● University of Pune, Pune ● Goa University, Panjim ● State Directorate of Craftmen Training, Goa ● Pune District Education Association, Pune ● Devi Ahilya University, Indore ● Sardar Patel Police University, Jodhpur ● MS University, Vadodara ● Jawaharlal Nehru Technical Univ. (JNTU), A.P. ● Bangalore Agriculture University, Bangalore ● Indra Gandhi Krishi Vishwavidyalaya, Raipur ● Northern Maharashtra University, Jalgaon ● Mahatma Phule Krishi University, Rahuri ● Solapur University, Solapu ● Sri Ramswaroop Memorial Univ., Lucknow ● Dr. Babasaheb Ambedkar Marathwada University, Aurangabad ● Gondwana University, Gadchiroli, MH ● LNIPE, Gwalior ● AIIA, New Delhi ● Shri.B.M.K Ayurved Mahavidyalaya, Belgaum 	<ul style="list-style-type: none"> ● BITS, Pilani, Dubai, Mesra, Goa, Hyderabad ● SP Jain College of Mgmt., Dubai & Mumbai ● Motilal Nehru National Institute of Technology (MNNIT), Allahabad ● Ramaiyah Group of Institutions, Bangalore ● XIMS, Bhubaneshwar ● St. Xavier College of Management & Tech., Patna ● Sher-e-Kashmir Ins. of Medical Sci.(SKIMS), Jammu ● Govind Ballabh Pant Social Sciences Ins., Allahabad ● Assam Institute of Management, Guwahati ● Regional Inst. of Cooperative Mgmt, Bangalore ● Samudra Institute of Maritime Studies, Pune ● Acharya Institutions, Pondicherry ● SGTB Khalsa College, Delhi University ● Dr. B. R. Ambedkar University, Agra ● Sri Venkateswara University, Tirupati ● Vardhaman Mahaveer Open University, Kota ● Veterinary University, Mathura ● Veer Narmad South Gujarat University, Surat ● Dr. Babasaheb Ambedkar Open University, Ahemdabad ● King George's Medical University, Lucknow ● Rama University, Hapur ● University of Horticultural Sciences, Bagalkot ● Mahatma Gandhi University , Kottayam ● MIT SOM College, Pune ● Punjab Tech. University, Kapurthala ● Thapar University, Patiala
WELL KNOWN CORPORATE ORGANISATION & LEADING COACHING BRANDS	
<ul style="list-style-type: none"> ● ITC Classmate Spell Bee, Mumbai ● Broadcom Corporation, Bengaluru ● Syntel Ltd., Pune, Chennai, Mumbai ● Mind Crest, Pune ● HCL, Hyderabad ● Sahara, Mumbai ● Merck, Delhi ● Hindustan Times, Delhi ● Reliance, Mumbai 	<ul style="list-style-type: none"> ● Educomp Solutions Ltd, Delhi ● Bansal Classes ● Resonance, Kota ● Aakash Educational Services ● Allen, Kota ● IITian's Pace ● MT Educare (Mahesh Tutorials) ● FIIT JEE, Pune, Vijaywada ● J K SHAH Classes, Mumbai

Registered Office: Admen Multi Studios, 134, Indramani Nagar, Race Course Road, Gwalior – 474005 (MP)

Development Office: C 904, Eisha Bella Vista, Near Sai Service Centre, Kondhwa, Pune – 411048 (MS)

Ph.: +91-9229113522, 9229113544, 9229113566 Email: info@addmengroup.com Website: www.addmengroup.com

REGISTRAR
SRI BALAJI VIDYAPEETH

(Deemed University u/s 3 of UGC ACT, 1956)

Accredited by NAAC with 'A' Grade

Pillaiarkunnam, Pondicherry-607 402

COMPANY PROFILE: ADMEN MULTI STUDIOS

Providers of OMR Sheet Reading Solution



CERTIFIED ISO 9001 : 2008

<ul style="list-style-type: none"> • Asianet News, Kerala • Merittrac, Bangalore • TMI Network, Hyderabad • Rotary Club, Jagdalpur • Society of Educational Council, Jodhpur 	<ul style="list-style-type: none"> • Pratiyogita Kiran • Acharya Institute, Bangalore • Sri Medha Educational Trust, Hyd'bd, Guntur • ISCKON
PRESTIGIOUS SCHOOLS	
<ul style="list-style-type: none"> • Dhirubhai Ambani International School (DAIS), Mumbai • Birla School, Pilani • Scindia Kanya Vidyalaya, Gwalior • AP SW Residential Schools (+250 Schools), Hyderabad • Army & Air force Schools (Several) • DPS, Ghaziabad • DAVs- Bhilai, Bilaspur, Durgapur & Sitamarhi • Mahar Regimental Centre School, Saugor 	<ul style="list-style-type: none"> • Gurukul International School, Hyderabad • St Paul Education Centre, Thrisur • St. Michaels, Ranchi • Mount Carmel School, Pudukkottai, TN • St. Thomas School, Bahadurgarh, Haryana • Rose Bud School, Kolkata • Claret School, Bangalore • Ramakrishna Mission Schools (several) • RLPS, Jhansi
OVERSEAS USERS	
<ul style="list-style-type: none"> • University of Hong Kong • Cairo University, Egypt • Sunderland University, UK • University of Mosul Dental College, Erbil, Iraq • Medical College, Khamis, Saudi Arabia • National Ribat University, Khartoum, Sudan • German Malaysian Institute, Malaysia • APA Accounts, UK • Dawn School and College System, Pakistan 	<ul style="list-style-type: none"> • National Health Services (NHS), UK • Ministry of Education, Maldives • Nepal Engineering College, Nepal • Hardamount University, Yemen • Ladoke Akintola Technical Univ. Nigeria • Birla Institute of Technology & Science, Dubai <p>20+ Users in Chile, Dubai, Hong Kong, Iraq, KSA, Malasiya, Maldives, Nigeria, Nepal, Pakistan, South Africa, Sudan, U.K., Yemen, Egypt etc..</p>

REGISTRAR
SRI BALAJI VIDYAPEETH
 (Deemed University u/s 3 of UGC ACT. 1956)
 Accredited by NAAC with 'A' Grade
 Pillaiyarkuppam, Pondicherry-607 402.

Registered Office: Admen Multi Studios, 134, Indramani Nagar, Race Course Road, Gwalior – 474005 (MP)
 Development Office: C 904, Eisha Bella Vista, Near Sai Service Centre, Kondhwa, Pune – 411048 (MS)
 Ph.: +91-9229113522, 9229113544, 9229113566 Email: info@addmengroup.com Website: www.addmengroup.com

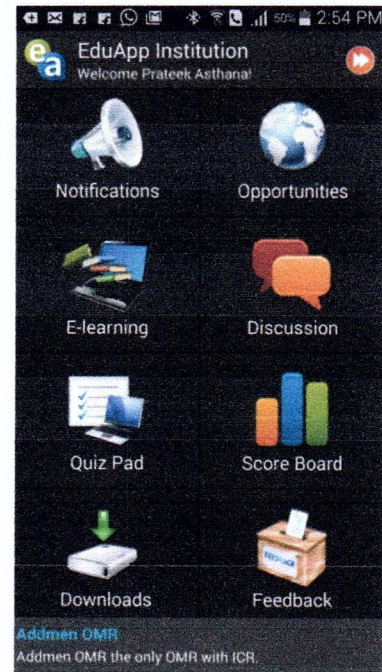
EduApplet from Addmen is an Android application built with an intent to maximize the participation of Students, Parents and Teachers in the institutional information management and dissemination system, through the use of latest in-trend technology.










EduApplet bridges the information gap between Parents & Institute by providing direct data connectivity to the end user, thus trimming down, the time consuming and less yielding conventional way of communication.

EduApplet is a cost effective proposition for the institute, as it minimizes the need of costly bulk SMS and still maximizes communication. Since this is an instant method of communication, based on database connectivity, thus it is free from complains about non-receipt or spamming of emails.

Many facilities like Attendance, Click Pix, Course Monitor etc. minimizes the backend work load of institute by providing selective entry interfaces directly to teachers and students.

EduApplet provides a wide platform offering vivid and cost effective academic exposure to the students in terms of Practice papers, Test series and Quiz contests, Discussion Forum etc.



 <p>Notifications Stay updated with messages sent by your Institute to you or your group. Complete and cost effective replacement for Bulk SMS & Email services.</p>	 <p>Profile Validate your details with the institute such as date of joining, validity, parents name, background, batch, address, mobile number, email address etc.</p>
 <p>Opportunities Stay connected with the world. Don't miss information about various avenues and offers in education, jobs & other sectors which might be a great help to the students.</p>	 <p>Click Pix No more getting passport size photos, attaching them with your form or getting them scanned. Directly click & update you profile photo for your Identity card.</p>
 <p>E-Learning Institute upload videos with ease at no cost. Students get restricted access to free or purchased videos. Restricted access with no possibility of copying or password sharing.</p>	 <p>Help Centre Seeking an appointment or got complain on incomplete syllabus? Make easy queries, get quick responses. Keep a record of all your requests and solutions.</p>
 <p>Discussion Forum Combine the power of Pen & Paper with ease of sharing of app with Camera. So whether it is an equation, formula or a diagram to be drawn. Anyone can take part in discussion.</p>	 <p>Attendance Complete replacement for manual Attendance register for Teachers. Students check their attendance reports.</p>
 <p>Quiz Pad Test schedule on your fingertips. Attempt online tests, class quiz and join test series on your android device.</p>	 <p>Course Monitor Teachers update the Chapters & Topics taught daily in class. Student & Institute management stay informed.</p>
 <p>Score Board Check your results on your fingertips. View your Answer Sheet, Graphical Performance Report and Test Solutions.</p>	 <p>Time-table Teachers & Students carry the updated Weekly class schedule in your pocket.</p>
 <p>Downloads & Links Get your Notes, Assignments, Practice Papers, Activity Schedule on your device. Check hundreds of useful links.</p>	 <p>Library No long queues in the library. Reserve a book online. Get notification for availability and reminders for return.</p>
 <p>Feedback Collect reviews about Institute, Course, Instructor, Campus, Training Programs and any other issues in the organization.</p>	 <p>Accounts Get instant info about Fee Dues and Receipts, make online payments.</p>

Registered Office: 134, Indramani Nagar, Race Course Road, Gwalior – 474005 (MP) India.

Marketing Office: C 904, Eisha Bella Vista, Near Sai Service Centre, Kondhwa, Pune – 411048 (MS) India.

Ph: +91 9229113522, 9229113544, 9229113566 Email: info@addmengroup.com Website: www.addmengroup.com

REGISTRAR

SRI BALAJI VIDYAPEETH

(Deemed University u/s 3 of UGC ACT, 1956)

Accredited by NAAC with 'A' Grade

Thiruvaiyarkuppam, Pondicherry-607 402.


NOTIFICATIONS

This feature is a complete replacement of sending written messages, SMS and Emails to students & parents.

No need of handwritten messages in school diary for small children. No complains of SMS or email not received. No botheration of DND & Non-DND compliance in case of SMS. No lag in delivery time.

Since it does not cost the institute, thus the potential of Institute Management System (ECAS) can be put to maximum use by sending notifications for every relevant information like **Welcome messages, User login passwords, Fee dues reminders, Attendance message to present /absent candidates, In-time/out-time based Attendance notifications, Library notifications about availability of books, Class Schedule changes, Test, Events or any other announcements.**

The institute must have ECAS (Student Management System). Many types of notifications are auto generated in the system and many can be lodged by the administrator. Individual messages are marked with a **Green Flag** while common messages sent to a group are marked with a **Blue Flag**.



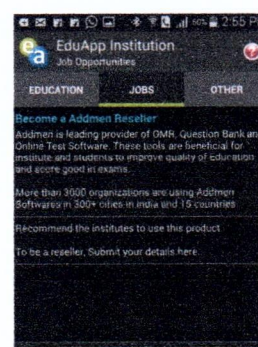
OPPORTUNITIES

The opportunities section contains Advertisements classified in 3 categories: Education, Jobs and Others.

The **Education** section contains ads about Academic Courses, Training and Skill Development Programs, Test Series, Olympiads etc. The **Jobs** section offers opportunities for Jobs in Academic Institutes, part time jobs or preparation courses for competitive exams for Job. The **Other** section simply enlists everything that does not fall into above 2 categories, like Hostel, Paying guest, Tiffin Centre, Stationery etc.

When a user clicks on an advertisement, he is taken to the corresponding webpage on the website of the provider. The display of advertisements is charged to the provider. The provider gets a backend panel where he can monitor the date, time, name and mobile no. of users who clicked on the ad.

The ads are provided by the Institute and are displayed after filtering by the EduApplet administrator. The filter process filters out Ads to avoid any conflict of interest. For example, the advertisement of the same type of Institution offering same type of courses in the same geographical will not be shown to your registered candidates. However, an institute can also request all ads to be filtered out and the section to be totally disabled at an additional charge.



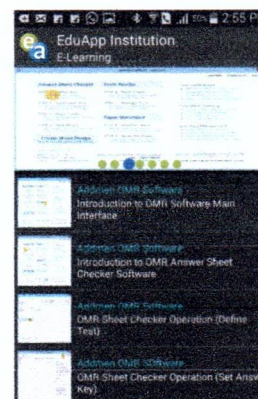
E-LEARNING

E-learning and video lectures is the buzz of the hour. Upload unlimited hours and GBs of your video lectures and telecast them as fast as YouTube.

The two prevalent methods i.e. CD and Online Account have their limitations. In case of CDs, the institute needs high volumes to get the CDs copy protected at an economical cost, so it is really difficult for startups. In case of online Accounts, password sharing cannot be stopped.

EduApplet provides an absolutely free method to disseminate your video lectures without having to bother about CD copying or Password sharing. This method is as restricted as single user CD and as easy to distribute as online stuff.

Upload your videos to EduApplet, which can be viewed only using EduApplet account. One EduApplet account is limited to one device at a time, so there is no password that can be shared.



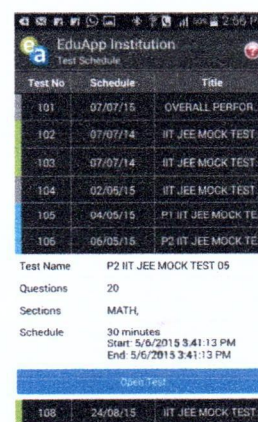
QUIZ PAD

This could be the most beneficial feature providing excellent academic advantage to the registered members of EduApplet.

Now Online Tests or CBTs are not limited to computer screen. With EduApplet Quiz Pad the students can attempt online tests created by their institute on their android devices. The system is very similar to the test on computer screen, but is more efficient because more students can take part without need of much infrastructure.

One remarkable feature is the class quiz, which is almost similar to pen & paper based MCQ test, but without OMR sheet. The question paper is provided as a regular printed paper, but instead of the OMR sheet, the student marks the responses on his android device. This avoids the hassle of printing scanning and reading OMR sheets, the data is collected quickly and all the desired reports can be obtained before the class is over.

EduApplet also offers free Test papers of different subjects from Primary to PG level courses. These test papers are generated from a huge bank of 500,000 questions. The choice of test papers is numerous with one test paper per subject being added every day. These test papers are being created by the academic experts from the institutes that are registered with EduApplet. The institute in turn gets publicity as the advertisement of that institute who has created the paper is shown at the bottom of the test page.



Registered Office: 134, Indramani Nagar, Race Course Road, Gwalior – 474005 (MP) India.

Marketing Office: C 904, Elisha Bella Vista, Near Sai Service Centre, Kondhwa, Pune – 411048 (MS) India.

Ph.: +91-9229113522, 9229113544, 9229113566 Email: info@admenegroup.com Website: www.admenegroup.com

SCORE BOARD

Reaching out the results of the tests conducted at the institute to the students and their parents has always been a big task. Most institutes resort to sending bulk SMS which conveys only limited information and is also costly. The email option has never really worked out as there are always complains about non delivery and spam blocking of emails. The other alternative to display results on the website which students access using their roll nos., has little visitors as people avoid doing any extra effort to get the results.

EduApplet offers solution to all the above limitations of the currently prevalent means of result display. Now as soon as the result is checked in the OMR software it can be broadcasted directly to smartphones of the user without any extra cost. No hassle of SMS sending regulations and DND delivery issues.

Results of all the tests attempted till now are presented in a tabular manner. Not only the result, but the students can see their **OMR Sheets**, detailed **Graphical Performance Report**, **Question Paper Solutions** all on their device, without needing to login to any website.

TEST ID	DATE	SCORE
T09	16/09/15	7/60 (11.67%)
T08	16/09/15	1/150 (0.67%)
T06	16/09/15	6/90 (6.67%)

Test Name: P2 IIT JEE MOCK TEST 05
 Percentile: 42.86%
 Rank: 4/22
 MATH: -2
 PHYSICS: 14
 CHEMISTRY: -6

Sheet | Analysis | Solution

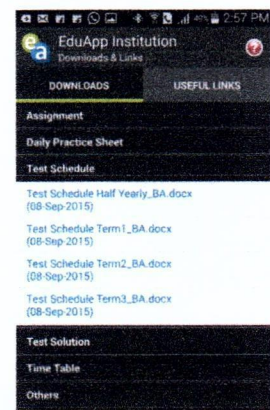
TEST ID	DATE	SCORE
T05	16/09/15	14/90 (15.56%)

DISCUSSION FORUM

Technical and academic discussion forums have never before been a success because of the limitation of expression of technical figures and diagrams, formulae, equations and other illustrations.

EduApplet brings out a very simple solution to sharing technical content by using the same old most versatile and easy Pen & Paper and the advantage of Camera available at hand. Besides sharing typewritten responses, you can also work out the solution on paper and click images to share.

Once a new discussion or problem is started, all related responses from all participating members are clustered together under that discussion head.



DOWNLOADS

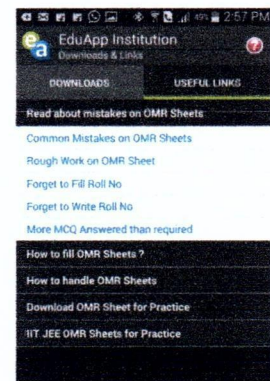
Students can download Assignments, Daily Practice Sheets, Test Schedules, Class Time-Table and any other downloadable documents uploaded by the Institute in DOC or PDF format.

Only the files of the relevant student group are visible to the student. While common downloads are accessed by all.

USEFUL LINKS

Not only downloads, but this section also lists several links with useful information and guidance for students. Links to be displayed can be chosen by the institute. However some commonly useful links are ready available in the section. These links contain information about Important points to take care while you take an exam like :

- How to fill OMR Sheet?
- How to handle OMR Sheets?
- Common mistakes on OMR Sheets
- Preparations before you fill an Online Application Form
- Download OMR Sheets for practice etc...
- Important Exams and Dates




FEEDBACK

With EduApplet, the institute can reach out and stay connected all time to all its members whether student or staff. And so with this the information gap is also minimized. It is now very convenient to get quick feedbacks and opinion polls without planning any specific event.

No need of OMR sheets. No need of Computer labs for taking online feedbacks. With the increased flexibility, reach and ease of operation you can quickly take surveys on anything and everything. Many ready to use feedback questionnaires are already available on the App like: Faculty Feedback, Institute Feedback, Hostel & Campus Feedback, Training Program Feedback etc.

A user can submit a feedback only once. More Feedback Questionnaires can be added by the organization.




ATTENDANCE

Biometric and Smart card based attendance machines, are applicable only for School & College type of Institutions where the Student logs-in and Logs-out just once in a day. Also this mechanism is feasible only if the institute is willing to spend high cost. The data collected in the machines has to be imported time to time unless it is a very costly real-time machine.

While on the other hand, in college level of institution, where it is required to have period wise or class wise attendance, it is not possible for the whole class to go to the biometric machine and then get back before the beginning of every period. Data entry of such enormous attendance data for reporting is a mammoth task as well.

Thus even with Biometric and Smart card based attendance machines, the system of manual attendance register will prevail.

EduApplet provides a hybrid solution which is as handy as the manual Attendance Register and as techie as the biometric machine. The teacher marks the Attendance on the android device, where he gets the list of students in his class and quickly put a tick on the present candidate. The data is automatically posted to the server for instant reports and sending message to absent candidates.



COURSE MONITOR

Teachers not covering all the topics in class or not giving balanced time and focus to all the chapters in the syllabus has always been an agenda of the issues raised by students.

On the other hand, in case of multi branch or a multi class institute where there are different teachers teaching the same syllabus in their own order and pace, it is always difficult for the institute to judge whether all classes are at the same level of course completion and whether it is the right time to have a common exam.

This feature leaves no scope for information gap. The students and the institute management will stay updated with everyday course progress in the class. The teacher follows a preset academic plan and update the chapter and topic covered in each class as he marks the daily attendance, thus minimizing the chances of students making wrong complaints and teachers not giving proper time to certain chapters.



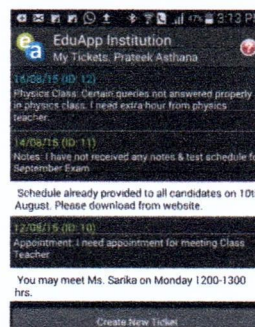
SMART TRACK

Parents can keep a track of where the child is. No waiting at the bus stop as you can know where the school bus has reached. Keep a track of employees on duty leave. This GPS enable feature can be force activated or activated by choice depending upon instructions of the institute.

HELP CENTRE

Users can get in touch with the administrator to notify their issues or complaints and request for help. The replies and solutions given by the administrator are immediately notified back to the students.

An unattended issue is highlighted as **Blue**, while the color changes to **Green** as soon as a response is received from the administrator.



PROFILE

The student can check if his information in the institute database is correct, so that any discrepancy in the Name or contacts can be notified and corrected.

CLICK PIX

Even the task of attaching photograph for Identity card is facilitated as the student can directly click his own selfie and attach to his personal profile. Gallery pics cannot be attached. Only selfie can be uploaded.

ACCOUNTS

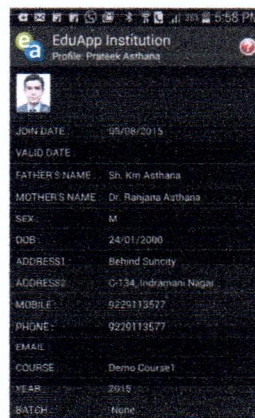
Get your updated accounts ledger anytime directly from the institute database, so there is no confusion ever related to fee and receipts.


LIBRARY

Search and reserve Books online. No need to go to the library to search for books. Get notifications on your device as soon as the reserved book is available in the library. Get notified and reminded for return dates and fines.


TIME TABLE

Get the updated timetable on your device directly from the institute database. No need of noting down in the diary, no scope for confusion.




Please Note about this document:

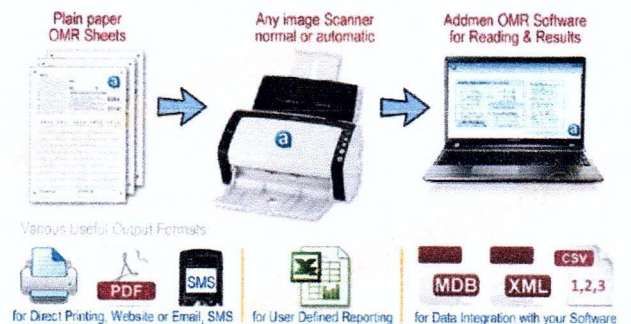
- The following list of features encompasses all features of Standard/ Professional/ Server & Browser versions of Addmen OMR Software.
- Existing but **upgraded features** (in ongoing version 15) **highlighted as green**.
- **New features** (in upcoming version 16) **highlighted as blue**.
- **Optional features** or features that are a part of higher versions have been **(#)** marked.
- All features mentioned here may not be a part of the version of the Software under procurement.


HOW IT WORKS?

The OMR process has 3 main process components:

1. OMR Sheet Design & Print
2. Scanning of OMR Sheet
3. Reading of scanned Sheet to get results

After filling, the OMR sheets are scanned to a folder in PC using any scanner. OMR Software reads the entire folder at a very high speed and prepares result in a variety of ready to print formats or exports to Excel, PDF or other database formats.

Addmen OMR Solution Overview

Introduction

1. Addmen OMR is a part module of Addmen Assessment Suite, which comprises of following optional modules related to creating and conducting examinations:
 - a. **Question Paper Generator** (Questions with diagram, formula, equation, images etc. in Word/Excel)
 - b. **OMR Software** (Capable of reading OMR, OCR, ICR, Barcode, Lithocode, Qcode and Photo capture)
 - c. **Online Test Software** (Available in Desktop & Cloud versions, integrated with OMR & Android App)
 - d. **EduApp** (The Android interface for OMR, Quiz Pad, Online Test and Online Result modules)
 - e. **Online Application System** (for pre exam data management and hall ticket generation)
 - f. **Digital Evaluation System** (for manual checking & scoring of Answer sheet image on internet)

REGISTRAR
SRI BALAJI VIDYAPEETH

(This Document valid only for version 15.6 onwards)

(Deemed University u/s 3 of UGC ACT, 1956)

Accredited by NAAC with Registrar Office: 134, Indramani Nagar, Race Course Road, Gwalior – 474005 (MP) India.

Pillaiyarkuppam, Pondicherry Marketing Office: C 904, Eisha Bella Vista, Near Sai Service Centre, Kondhwa, Pune – 411048 (MS) India.

 Ph.: +91-9229113522, 9229113544, 9229113566 Email: info@addmengroup.com Website: www.addmengroup.com

2. The Addmen OMR Software is a proprietary software product and registered Trademark of M/s Admen Multi-Studios. The business firm has the ownership of the source code of the software.
3. Software has two versions **Standard** and **Professional** available as **Desktop** (Standalone/ LAN Network/ Server-Client) and **Online** Variants.
4. Software setup is provided to the client and the user is able to install the software on any PC anytime at his own discretion and license policy supports this freedom.

Features for OMR Sheet Designing & Printing

5. #Sheets can contain OMR, OCR, ICR, Barcode, Lithocode and Image blocks.
6. The sheets can be designed with flexibility according to user requirement. Sheet design is client-end customizable, which the user can learn to do without dependency on the software provider.
7. There is no limit on the count of designs that you create in the software.
8. It is possible to design OMR sheets ranging from Stamp size to A3.
9. It has an integrated sheet design graphical interface for 'drag-n-drop' placement of OMR blocks.
10. It has predefined matrix based creation and calibration of OMR sheets.
11. It is possible to alter the grid i.e. distance between the OMR bubbles.
12. It is possible to change the bubble size & shape to circle/ellipse/box etc.
13. It has the provision to duplicate existing design for the sake of ease of development of new design.
14. Sheet is automatically calibrated in software at time of design. Manual calibration not required for fresh sheet designs created from the OMR software.
15. Allows grid free movement and placement of blocks.
16. OMR sheets created and calibrated inside the software can be exported to Word for adding Text Titles & Instructions in any language and Logo images and other design elements.
17. Ready selectable presets templates available in standard sizes like A4, Half A4, B5 etc. with preset grid and span to facilitate new sheet design.
18. Allows to use predesigned Word Documents in background for placement guidelines to create new OMR sheet design.
19. # Allows to place blocks outside the indexed area in all directions this is helpful in sheet calibration.
20. # Allows calibration of sheets with misaligned rows & columns. Allows free placing of OMR block by manual movement or alteration of coordinates in database at the time of sheet design.
21. # Allows use of improper index points that do not form a rectangle.
22. # Scalable facility to create PDF files having OMR sheets added with multiple fields of variable data.

No need to purchase OMR sheets. You can design your own sheets. Addmen OMR Software has inbuilt Design module.



Many ready-to-use OMR designs are available in the software. Simply add institute logo and name and start using.

New designs can be made in any size. Two sided (duplex) sheets can be also be designed and processed.

Print your own OMR sheets using Laser printouts or Copier or Offset Printing.



B/w print is sufficient. Color printing is not essential for all types of sheets.

Normal white paper is sufficient. Use of thick paper not essential.

Auto calibration at the time of design saves lot of time & effort.

Old pattern machine based OMR Sheets can also be designed, calibrated and read.

REGISTRAR

SRI BALAJI VIDYAPEETH

(This Document valid only for version 15.6 onwards)

(Deemed University u/s 3 of UGC Act, 1956) Registered Office: 134, Indramani Nagar, Race Course Road, Gwalior – 474005 (MP) India.

Accredited by NAAC with A Grade Marketing Office: C 904, Eisha Bella Vista, Near Sai Service Centre, Kondhwa, Pune – 411048 (MS) India.


Pillaiyarkuppam, Pondicherry-607 402. Ph: +91-9229113522, 9229113544, 9229113566 Email: info@addmengroup.com Website: www.addmengroup.com

23. # Possibility to sequentially merge several OMR designs for printing of uniquely numbered duplex OMR Sheets or multipage forms/questionnaires.
24. Software exports the sheets in Open Source formats (like PDF & SVG) which can be edited in various softwares like Corel Draw, Adobe Illustrator, Inkscape etc.
25. Sheets can be exported in Black & White or Color formats with or without text labels inside bubbles and with or without timeline.
26. New Sheet design can be printed using a regular B/w laser printer on normal white paper. Copies from good quality copiers & photocopy machines and offset prints from local press can also be used as OMR Sheets.
27. Any OMR sheet designed using the software can be printed as black on white paper and gives accurate results. There is no requirement of 2 color printing if full bubble filling is instructed. Color sheets may be required if the size of the expected mark to be detected is comparably small or thin.

Features for OMR Sheet Scanning and Hardware

28. It accepts files scanned at 96/100 dpi or higher in B/W (1-Bit), greyscale or color modes and saved in BMP or TIFF formats.
29. Images scanned in JPG or multipage TIFF formats can also be converted to OMR readable formats using inbuilt conversion utility.
30. Images scanned at higher resolutions can be converted into 100 dpi for faster processing and lesser size using inbuilt utility.
31. No requirement of special OMR Scanner or costly OMR machines.
32. Use any regular scanner of any brand, any model of Flatbed or Automatic (ADF) image scanner.
33. Scanner and OMR Software are not linked. There is no integration of OMR Software required with the scanner. Scanning can be done on any PC even if OMR software is not installed.
34. There is no compatibility issue and no specific recommended model. No "compatibility" is required.
35. Any scanner or even multiple scanners can also be used to scan for the same project.
36. Role of Scanner is simply to scan images at lowest DPI and put in a PC folder which the OMR software reads later after scanning.
37. Scanned sheets can be transported from different locations via Email / FTP or Pen drive / CD media to be evaluated at the software location.
38. Low price scanner model without color dropping feature can also be used even for 2 color sheets.
39. Inbuilt color dropping and contrast threshold adjustment.

No requirement of special OMR Scanner or costly OMR machine.



Work with any regular scanner, use any brand, any model of Flatbed or Automatic (ADF) image scanner.



If an ADF Scanner is used, the speed of scanning is increased manifold and the effort in placing each sheet one-by-one is minimized as you can put many (20-100) sheets in the scanner pocket.

Low price scanner models without color dropping feature can also be used even for colored sheets.

Features for OMR Block Reading

40. It provides separate interface for OMR Answer Sheet Checking & OMR Form Reading. It also provides a combined interface for both functions in case of combo implementation.
41. The software offers single pass reading of any or all the following fields:
 - a. OMR – Optical Mark Recognition detects black marks
 - b. # OCR- Optical Character Recognition
 - c. # ICR- Intelligent Character Recognition
 - d. # Barcode- All Standard formats (like Code 39, Code 128, 2 of 5, 3 of 9 etc...)
 - e. # Lithocode (Binary Sheet Code)
 - f. # Images- Sheet, Photo, Signature, comments and any other.
42. It has the possibility to control response sensitivity and reads Full/partial circles and even tick marks with 100% accuracy as per the sensitivity specified by the exam policy.
43. It shows the image reading progress with color markers on location of reading, successful capture, erroneous fill etc.
44. Notifies any probable marks left because of threshold settings range but are large enough to be considered.
45. It notifies erroneous filling of candidate IDs for Blank ID, Multiple marked column, Duplicate ID, Invalid Length, Invalid ID not in list etc. and validate from the list of existing IDs.
46. Shows the duplicate image in case of duplicate or conflicting IDs for swapping.
47. Allows rotation of OMR sheets.
48. Allows renaming of Duplex Sheets or multipage linked OMR forms.
49. Allows real-time reading of sheets during scanning. New scanned sheets are automatically and instantly detected and continuously read.
50. Can read sheet from all subfolders. Bulk renaming and handling of images in subfolders.
51. Can selectively read sheets with specific category/ issue prefix simultaneously in all subfolders.
52. Can read sheets on Auto number sequence in case ID field is missing.
53. # Read time alerts for specific filling conditions like multiple mark, over fill etc.
54. # Allows password controlled editing of data at the time of reading in manual mode.
55. Auto validation of skewed images with a higher degree of skew than permissible limit.
56. # Helps to avoid rescanning by allowing manual relocation of improperly printed/ scanned index points.
57. # SQL database used at backend for efficient processing.
58. # Allows **multiple instance reading** achieving speed of upto **10000 sheets/hr** on a single PC*.
59. Standard version is able to read minimum 20 to maximum 50 sheets per minute.
60. # Professional version is able to read to minimum 60 to maximum 150 sheets per minute depending upon version and PC configuration.

Candidates are free to use any blue / black ball pen or ink pen or dark HB pencil to fill the bubble.

OMR Software has settings to control the sensitivity for accepting or rejecting small marks or partially filled options.

Any sort of dirt, scratch or line outside the bubbles has no impact on the accuracy.

Even tilted, skewed or distorted scanned image of the OMR sheet are automatically corrected and read.

Features for Objective Question Evaluation, Answer Key, Marks & Candidate Data handling

OMR Answer Sheet Checker is a generic software which fully supports all test patterns used in any type of MCQ based exam held across the world like IIT JEE, NEET, AIPMT, CPT, IBPS, SSC, CBSE, CET, CAT, SAT, GRE, GMAT etc.;

Multi-Subject or Multi-Topic evaluation in the same sheet with multiple marking schemes;

61. It supports different objective evaluation patterns like:

- a. Regular MCQ with single choices
- b. Regular MCQ with Multiple choices
- c. Linked questions (questions dependent on each other)
- d. Psychometric questions (questions with option wise marks) etc.
- e. Subjective questions (Manual entry /import of score).

62. It supports different structures of questions like:

- a. single choice questions
- b. multiple choice questions
- c. matrix matching questions
- d. numerical questions
- e. fractional value questions
- f. True & False Type Questions
- g. Subjective questions (Manual entry /import of score).

63. It supports different scoring patterns like:

- a. Negative scoring
- b. Fractional scoring
- c. Proportional scoring
- d. Decimal scoring
- e. Differential scoring
- f. Weighted scoring
- g. Linked Question scoring
- h. Scaled Scoring
- i. Manual entry /import of score (Subjective questions).

64. Questions can be tagged according to multiple filters which can later reflect in filter wise results.

65. Correct answers keys can be entered into the software by following ways:

- a. By manual entry/typing;
- b. By scanning a correctly filled OMR sheet;
- c. By copy paste from excel sheets.

66. It allows **password protection** of answer keys, test settings and read data.

67. It allows to create multiple tests comprising of multiple sections.

68. It automatically segregates sheets of multiple sets of a test even if scanned in jumbled order.

69. It allows to automatic evaluation of multiple sets of testpapers having jumbled answer keys.

70. It also supports question cancellation & compensation scoring.

71. # Allows use of Bonus Questions.

72. Displays the Answer sheet and Rubric/Marking Scheme at the time of manual scoring.

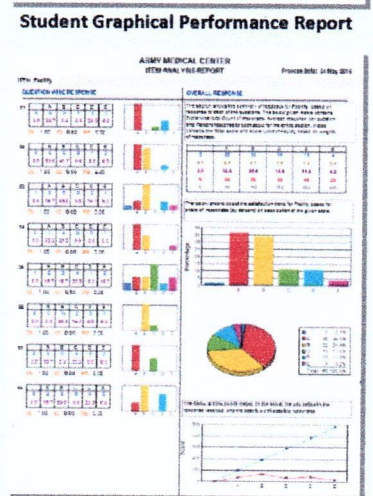
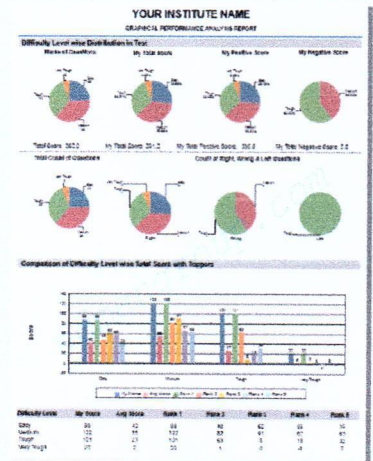
73. # Allows setting of Grades and Scaled Scores for a range of raw scores.

74. It allows to create and modify student records within the OMR system as a library to refer at the time of reading sheets and display results for valid candidates.

75. Software can import candidate records from excel.


Features for Reports & Output

76. The software has the capability to store data of all tests of different groups in the institute to draw out a comprehensive result when required.
77. Following reports are generated with the flexibility to choose Data and other filters.
 - a. Multiple column Section wise mark list with details of correctly attempted, Incorrectly attempted and unattempted questions alongwith score in each section, total score/ percent.
 - b. Question response Data & Statistical Analysis of Question like Difficulty Level of question, Item Discrimination Index, Ferguson's Delta, Item Response Curve etc.
 - c. Statistical analysis parameters for reliability of test like Kuder Ricardson's Coefficient, Alpha Cronbach etc.
 - d. Delivers item frequency data for any read block on OMR sheet (used in feedback & surveys).
 - e. # Delivers elaborate graphical performance analysis report for each individual candidate comparing the candidate with toppers and group average on the basis of overall score, section wise score, topic wise score, positive and negative score and performance in various difficulty level of questions.
78. Post reading data alteration can be password protected.
79. Software is able to internally store Answer Sheet images alongwith the read data as reference for quick validation of data if required.
80. Software supports auto filtered listing of any erroneous or issue prone sheets like duplicate IDs or sheets with multiple filled blocks, specific block with specific values, specific blocks as blank etc.
81. The software displays the sheet alongwith its read data at the time of correction of data values.
82. # Allows open reporting by use of user defined SQL query.
83. Standard version exports records to formats like CSV/TXT/XML/Excel (XLS/XLSX)/ Access(MDB)/ dBase/ Lotus/ RPT/DIF/ODBC/DAT/HTML/PDF.
84. # Professional version export records MDF(SQL) additional to abovementioned formats.
85. The OMR software has an integrated SMS sending facility if web based SMS credits purchased additionally.
86. # The software has an addon possibility to display results over internet if online result module subscribed additionally.
87. # Integrated with Online Test module to upload question paper and receive online test candidates result.
88. # Integrated with Android interface to upload question papers to conduct Online Test on Smart phone or interactive quiz session in class room.




Graphical & Statistical Question Analysis

upto 35 Export Formats, including



API Available for integration with third party software



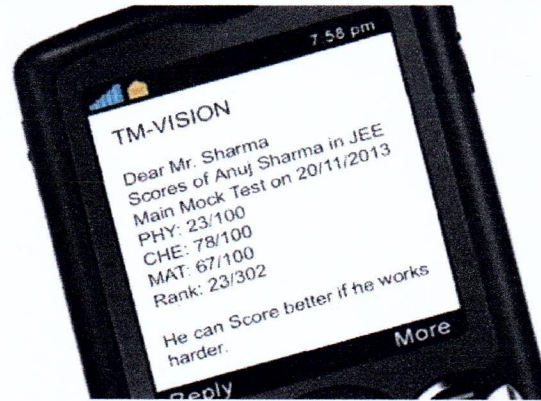
Test & Result on Android App

REGISTRAR
SRI BALAJI VIDYAPEETH

(This Document valid only for version 15.6 onwards)

Registered Office: 134, Indramani Nagar, Race Course Road, Gwalior – 474005 (MP) India.
 Marketing Office: G-904, Eisha Bella Vista, Near Sai Service Centre, Kondhwa, Pune – 411048 (MS) India.
 Accredited by NAAC with A Grade
 Ph.: +91-9279113522, 9229113544, 9229113566 Email: info@addmengroup.com Website: www.addmengroup.com
 Pillaiyarkuppam, Pondicherry-607 402.

89. Output used for **Result on SMS**



90. # Output used for display of **Result on Website**

Webpage on your Website

NAME:	Adish Gupta	ROLL NO.:	30080
FATHER'S NAME:	Adesh Gupta	CLASS/BATCH:	SD-CA CPT

TEST DATE	TEST ID	TEST NAME	ACC	ECO	LAW	MATH	STATS	TOTAL	%age	%ile	RANK			
15-Jun-2011	108	P2 CPT MOCK [120]	0	28.75	0	10	8.75	47.5	15.83	100.00	1			
15-Jun-2011	107	P1 CPT MOCK [120]	41.25	0	27.5	0	0	68.75	22.92	83.84	2			
12-Jun-2011	106	P2 CPT MOCK [120]	0	35	0	13.25	14.25	62.5	20.83	100.00	1			
12-Jun-2011	105	P1 CPT MOCK [120]	41.5	0	21.25	0	0	62.75	20.92	92.92	2			
21-May-2011	104	P2 CPT MOCK [120]	0	32	0	16.25	10.75	59	19.67	100.00	1			
21-May-2011	103	P1 CPT MOCK [120]	45.25	0	27.75	0	0	73	24.33	77.28	106			
15-May-2011	102	P2 CPT MOCK [120]	0	32	0	16	12.25	60.25	20.08	100.00	1			

All test results in Tabular layout with icons to show Sheet, Graphical Report and Solution

91. # Integrated with Online Test

CANDIDATE INFORMATION

ROLL NO: CLD12-1877
 NAME: STUDENT74
 FATHER: krishnaiah

TEST DETAILS

TEST: Demo Test1 (1)
 GROUP: CLOUD QUES: 10
 MAX: 10 TIME: 30Min
 Show Test Instruction
 TIME TAKEN: 10:12
 TIME LEFT: 19:48
 Unattempted: 0 Correctly: 0 Review: 0

QUESTIONS - SECTIONS

Language: 1
 All Sections

1 2 3 4 5
 6 7 8 9 10

FINAL SUBMISSION

Q No.: 9 SECTION [MARKS]: Ophthalmology [+1, -0.25]

As shown in the figure, a rigid massless rod of length $L/2$ is rigidly attached to sphere with a mass of m and with a diameter that is of length L . The system is free to pivot about point O . What is the frequency of small oscillations about the equilibrium position?

(A) $\sqrt{g/2L}$
 (B) $\sqrt{2g/3L}$
 (C) $\sqrt{3g/4L}$
 (D) sdgb

CLEAR RESPONSE REVIEW PREVIOUS NEXT

Optional Addon Features for Professional use (not a part of Standard)

- 92. #ICR (Intelligent Character Recognition) feature for reading **handwritten** information in English script with more than 90% accuracy.
- 93. #OCR (Optical Character Recognition) feature for reading **typewritten** or digitally pre-printed information in English script with more than 90% accuracy.
- 94. #Lithocode & Qcode Reader for sheets pre-printed with Lithocode or Qcode.
- 95. #Variable Data Printing used for printing sheets with unique sheet numbers or barcodes or for pre-printing any other several fields of candidate information on the sheets.
- 96. #Advanced Sheet Designer can be used for calibration of pre-printed or misaligned sheets

(This Document valid only for version 15.6 onwards)

Addon Features for the Server version of OMR Software (not a part of Standard/Professional version)

The Server version of the Addmen OMR Software has all the above mentioned features of the standard version and few additional features related to OMR data transfer over the internet.

97. The open license of the advanced OMR can be used on any number of terminals without paying for the license fee for each terminal.
98. The terminal OMR utility can be downloaded from the Addmen/your website and is connected to your server on a fixed IP.
99. The Base License or the Server utility has all the features of Standard/Advanced version OMR (as opted). However, the terminal utility has only the Read Sheet panel and Uploading panel.
100. Each terminal has a login based access, so that the access can be limited off-project.
101. Sheets are created at the central (server) location and can be synced with the terminals. So many different layouts can be read by the terminals.
102. The terminal only reads the data and uploads to the server where it is processed, evaluated and result output is generated.
103. Data can be uploaded to the clients server immediately after reading the sheets. Only data is uploaded, sheets are not uploaded so it involves less data transfer and takes less time.
104. Photographs, signatures and other images on the OMR sheet can also be read and uploaded. If desired, sheet images can also be uploaded but that will increase the transfer time and might be prone to disconnections.

User Connectivity Features

105. New version with major updates is released every year with new features and improved functionality and interface. Minor updates and revisions are released throughout the year.
106. The product is ready to implement, downloaded from internet and installed by the user themselves.
107. User can lodge and follow his support requests in multiple languages directly from support interface within the software and can keep a track of his support requests.
108. User shall receive within the software inbox time to time alerts about the minor updates and feature enhancements carried throughout the year and guidance related to implementation of the same.

REGISTRAR
SRI BALAJI VIDYAPEETH
(Deemed University u/s 3 of UGC Act, 1956)
Accredited by NAAC with 'A' Grade
Pillaiyarkuppam, Pondicherry-607 402.

(This Document valid only for version 15.6 onwards)

Technical Specifications/Requirements for Standard/ Professional/ Server versions of OMR/ICR/QPG Software

Following are the requisites for a computer to be able to run Addmen OMR Software.

1. **Operating System:** Any version of Windows (Windows XP, Vista, 7,8)
(if windows XP, it requires Windows Installer 3.1 / 4.5)
2. **Frontend Technology:** VB/Access or .NET/SQL (depending on version)
3. **Backend Database :**
MS Access for Standard version
MS Access /MS SQL Express (free) for Professional
4. **Supporting Software license/ freeware:**
 - a. MS Word (2003 or later) -Not mandatory, required for data entry/editing in QPG Module
 - b. MS Excel (2003 or later) -Not mandatory, required for viewing OMR output.
 - c. SQL Server 2005 Native Client Driver 32/64 Bit (if required in windows XP)
 - d. MS SQL Express (free) -Not mandatory, required if Professional version installed
 - e. InkScape (free)-Not mandatory, required for external sheet editing

Addmen OMR runs on any computer running on Windows.

All current day PC configurations are fine enough for this software to work.

The better the computer configuration in terms of Processor speed & RAM, the faster the OMR processing.

5. **Internet connection,**

Internet in general is required for Download, update, support request and to receive technical help via desktop sharing.

The Standard Version OMR Software is a standalone Client application which installs and runs on the computer as an EXE. It is not a web-based or browser-based software so there is no question of any browser compatibility;

Internet is required only if you want to :

- a. upload OMR sheet designs & settings on safe server;
- b. upload Question Paper to Online Test Software;

Internet connection for Professional Version,

- c. Internet required at the distant Client/Terminal for sheet download and data upload;
- d. Internet required at the Base Computer/Server for data download;
- e. Server IP to be allowed in firewall & antivirus (may be required for some deployments)

Internet connection for Server Version,

- f. Static IP required at the Base Computer/Server for data download;

6. **LAN/ Network connection** for additional Terminal licenses on LAN/Network,

- a. All the terminals must be on same LAN (single gateway).
- b. Base computer shall be used as virtual lock server. It should allow inserting USB dongle.
- c. LAN Terminals shall have dual check: Serial Key Registration and Network lock on LAN.

Sincerely,
Business Manager

REGISTRAR
SRI BALAJI VIDYAPEETH

(Deemed University u/s 3 of UGC ACT, 1956)

Accredited by NAAC with 'A' Grade

(This Document valid only for version 15.6 onwards)

Registered Office: 134, Indramani Nagar, Race Course Road, Gwalior – 474005 (MP) India.


Marketing Office: C 904, Eisha Bella Vista, Near Sai Service Centre, Kondhwa, Pune – 411048 (MS) India.

Ph.: +91-9229113522, 9229113544, 9229113566 Email: info@addmengroup.com Website: www.addmengroup.com



Please Note about this document :

- The following list of features encompasses all features of Standard/ Professional/ Server & Browser versions of Addmen OMR Software.
- Existing but **upgraded features** (in ongoing version 15) **highlighted as green**.
- **New features** (in upcoming version 16) **highlighted as blue**.
- **Optional features** or features that are a part of higher versions have been (#) marked.
- All features mentioned here may not be a part of the version of the Software under procurement.



Introduction

1. Question Paper Generator has been developed by Addmen to overcome problem faced by the institution in conducting frequent tests. Making question papers is a repetitive and time consuming process which involves both teacher and the computer operator. Using the Question Paper Generator the same process can be accomplished in minutes even in absence of any operator.
2. Addmen Question Bank Software is a part module of Addmen Assessment Suite, which comprises of following optional modules related to creating and conducting examinations:
 - a. **Question Paper Generator** (Questions with diagram, formula, equation, images etc. in Word/Excel)
 - b. **OMR Software** (Capable of reading OMR, OCR, ICR, Barcode, Lithocode, Qcode and Photo capture)
 - c. **Online Test Software** (Available in Desktop & Cloud versions, integrated with OMR & Android App)
 - d. **EduApp** (The Android interface for OMR, Quiz Pad, Online Test and Online Result modules)
 - e. **Online Application System** (for pre exam data management and hall ticket generation)
 - f. **Digital Evaluation System** (for manual checking & scoring of Answer sheet image on internet)
3. The Addmen Question Paper Generator is a proprietary software product and registered Trademark of M/s Admen Multi-Studios. The business firm has the ownership of the source code of the software.
4. Software has two versions **Standard** and **Professional** available as **Desktop** (Standalone/ LAN Network/ Server-Client) and **Online** Variants.
5. Software setup is provided to the client and the user is able to install the software on any PC anytime at his own discretion and license policy supports this freedom.

(This Document valid only for version 15.6 onwards)

Registered Office: 134, Indramani Nagar, Race Course Road, Gwalior – 474005 (MP) India.

Marketing Office: C 904, Eisha Bella Vista, Near Sai Service Centre, Kondhwa, Pune – 411048 (MS) India.

Ph: +91-9229113522, 9229113544, 9229113566 Email: info@addmengroup.com Website: www.addmengroup.com

HOW IT WORKS?

The QPG process is a 4 Step process:

STEP 1 > Enter questions in Word / Excel filesto create Question Bank Content Resource

STEP 2 > Allocate properties to questions to create an organized Question Bank.

STEP 3 > Define Blueprintto specify a Question Paper structure & composition.


STEP 4 > Generate Question Paperto get output in desired printable format with Answer key or Shuffle the questions.

The teacher who uses Question Paper Generator only has to specify the structure of his question paper, and gets results within minutes in form of a properly numbered ready to print question paper in the desired format along with an answer key & description sheet.

Types of Questions handled
Multiple Choice
True or False
Column Matching
Fill in the blank
Theory
Diagram making
Numerical Answer
Common Passage

The Question Paper Generator Software **can handle all type of questions** with **Diagrams, Formulas, Equations & Pictures** can be included in the question and answer.

Addmen Question Bank Software Overview



(This Document valid only for version 15.6 onwards)

Registered Office: 134, Indramani Nagar, Race Course Road, Gwalior – 474005 (MP) India.

Marketing Office: C 904, Eisha Bella Vista, Near Sai Service Centre, Kondhwa, Pune – 411048 (MS) India.

Ph: +91-9229113522, 9229113544, 9229113566 Email: info@addmengroup.com Website: www.addmengroup.com

Features for Question Banking – Data Entry and Classification

6. There is no need to retype or draw the questions into any specific Software bank formation panel. Questions along with their 4/5 options and answer key & description are stored and picked from MS Word/ Excel files.
7. The question bank resource can be prepared in absence of this Question Paper Generator software by simply cut & paste of questions from existing question papers. You can edit/delete question any time.
8. There is no limit to the number of questions that can be stored in the Question Bank.
9. Question Bank can be maintained in which questions are classified according to various user defined filter and statistical parameters.
10. As many user defined tags can be created under user defined filters and questions can be tagged with multiple tags under each filter.
11. The software accepts external input in the specified Word file format and Excel file.
12. Questions entered in Word file can contain text, formulas, equations diagrams, vector illustrations, images, graphs and charts.
13. The software also handles questions in multiple languages and is capable of producing bilingual question papers.
14. Questions entered in Excel file input can contain text based questions only in any language.

First the questions are fed in the MS Word/ Excel file in a numbered sequence. Later they are indexed and tagged in the software according to user defined filters and property tags like Subject/ Unit/ Chapter/ Topic/ Category/ Difficulty Level/ Type etc.

Features for creating Blueprint (Composition) of Question Paper

15. Question Paper blueprint can be defined and stored for repeated use.
16. Question requirement in a blueprint specification can be based on percentage basis or count of question basis.
17. Question Paper could be from one or more than one subject /unit /chapter /topic.
18. Software provides instant count and list of questions available in the bank matching to given criteria.
19. Question selection and Paper generation from the integrated interface.
20. For any blue print, Questions can be selected using random selection or manually from the list of suitable questions shown onscreen.
21. # A blueprint can be further superimposed by other filters based on percent distribution of tags.

All you need to do is just specify how many question of a desired category /type /difficulty level, you want from which subject, unit and chapter. Depending upon the requirement specified by you the question paper is generated by the software.

Besides question papers you can also create assignment sheets.

Features for Question Selection, Question Paper Generation and Shuffling

22. Software gives priority to least used questions. The limiting count can be set by user.
23. Repetition of questions amongst different tests occurs only if there are no unused questions left in the bank that match a given criteria. Same question is never repeated in same test.
24. It can draw out multiple groups of question based on a single requisition /blue print.

The software takes intelligent decision to eliminate repeated questions and thus avoids the botheration of manual checking at the time of question feeding.

(This Document valid only for version 15.6 onwards)

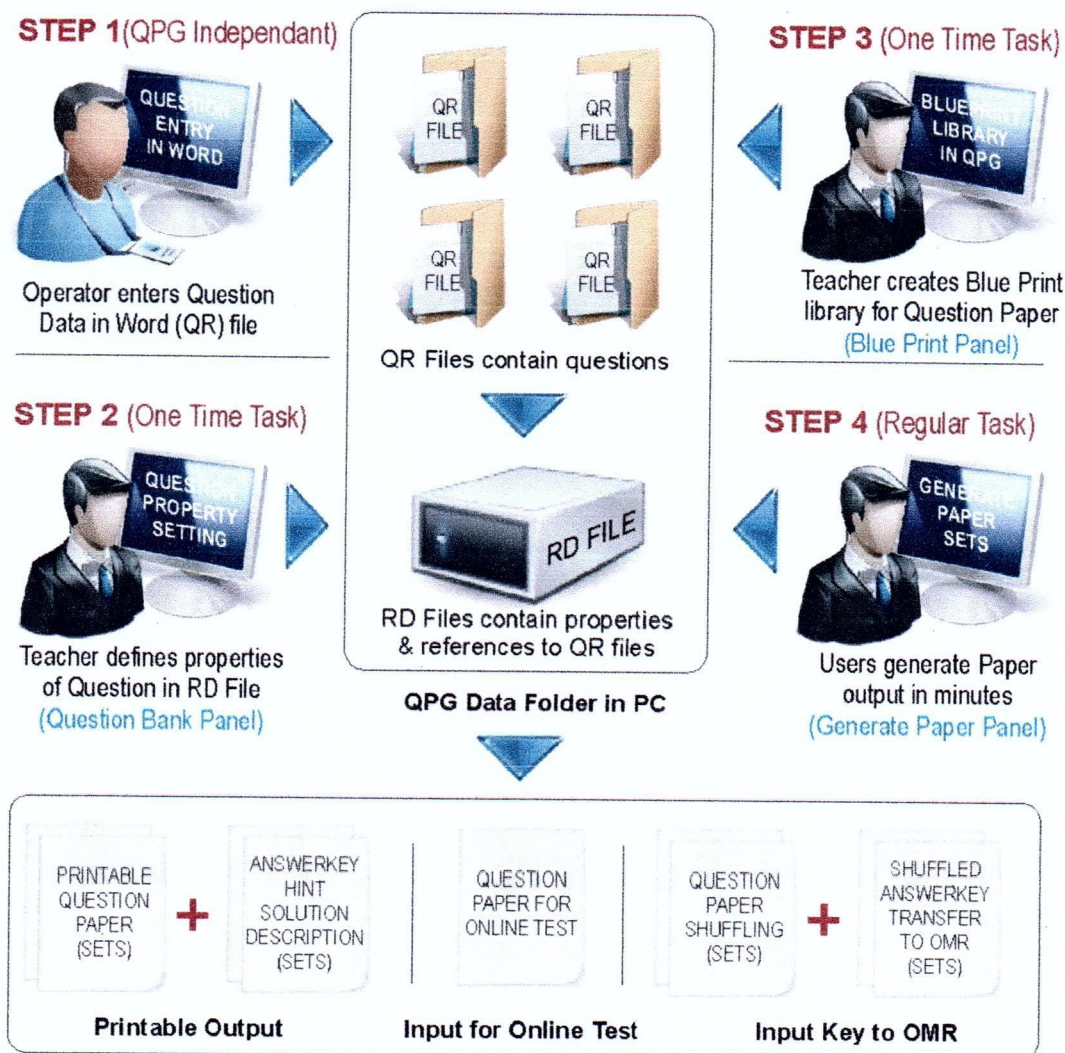
Registered Office: 134, Indramani Nagar, Race Course Road, Gwalior – 474005 (MP) India.

Marketing Office: C 904, Eisha Bella Vista, Near Sai Service Centre, Kondhwa, Pune – 411048 (MS) India.

Phone: 9229113522, 9229113544, 9229113566 Email: info@addmengroup.com Website: www.addmengroup.com

25. Each group of selected questions can provide several question papers by shuffling questions.
26. Selected questions can be viewed before generating question paper.
27. Output suggested by software can be manually overridden to alter sequence or ID of question.
28. The output is in word file or excel sheet and can be edited manually.
29. The output word file is in almost ready printable state. If required can be modified externally.
30. The output is provided in pre-created and user defined templates.
31. **Answer keys can be automatically transferred to OMR module** for evaluation of tests.
32. Software provides a spreadsheet of question mapping amongst several paper sets in a series.
33. Software provides a spreadsheet of question properties in a selected question paper.
34. # Software receives reverse input from the OMR evaluation software to dynamically update the statistical parameters of any given question used in a question paper.

Addmen Question Bank Software Process Workflow



(This Document valid only for version 15.6 onwards)